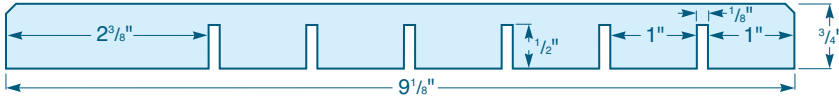
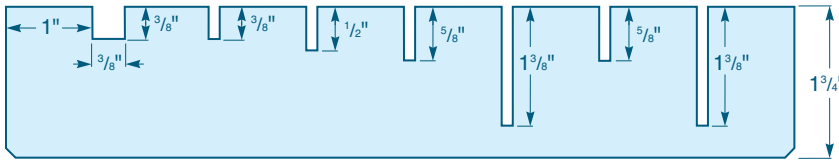


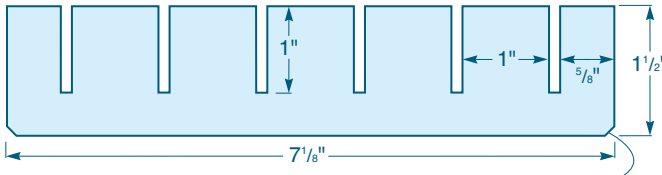
Piece 1 (End View) $3/4" \times 9 1/8" \times 9 3/4"$



Piece 2 (End View) $1 1/4" \times 9 1/8" \times 9 3/4"$

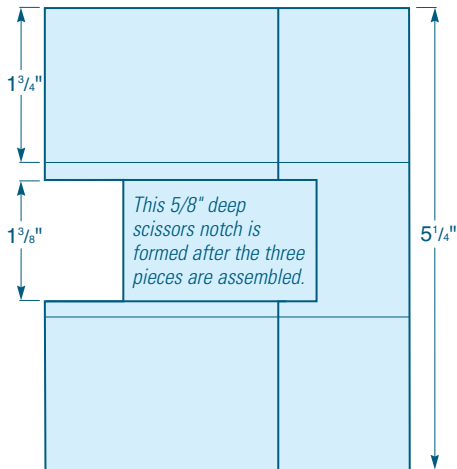


Piece 3 (End View) $1 1/2" \times 7 1/8" \times 6 3/4"$



The outer corners have a $3/16"$ wide, 45° chamfer.

Piece 4 (Top and Side Views) $5 1/4" \times 4 1/8" \times 4 1/8"$



Note: The knife slot dimensions and placements are suggestions only. Their size and location will depend on the knife set that you own.

