

MATERIAL LIST

	T x W x L
1 Top (3)	2" x 4" x 31½"
2 Breadboard Ends (2)	2" x 3" x 12"
3 Legs (2)	2" x 6" x 12"
4 Vise Spacer (1)	1/4" x 4¾" x 9"
5 Breadboard Dowels (6)	3/8" Dia x 1½"
6 Benchtop Dowels (4)	3/8" Dia x 3"
7 Bench Dog (1)	3/4" Dia x 1½"

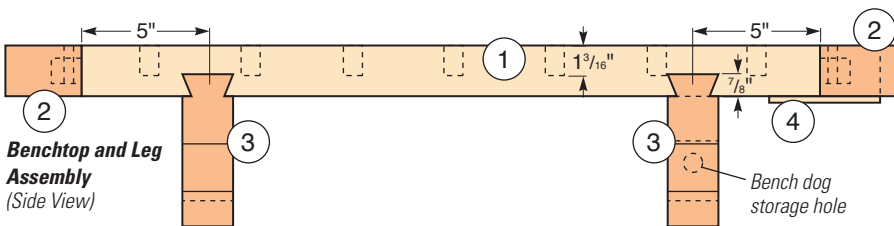
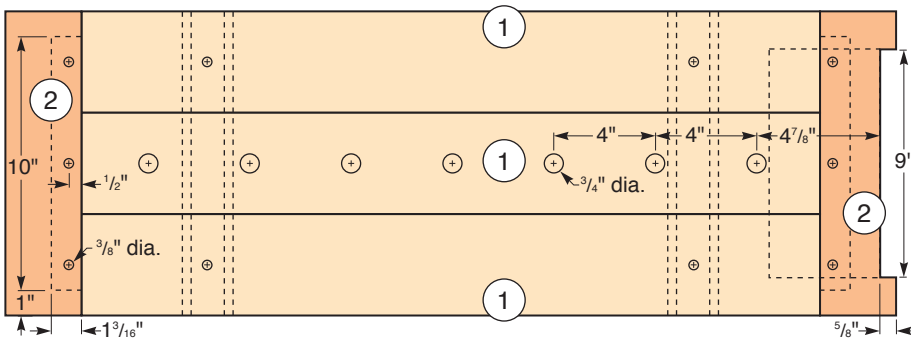
Use a free-floating hardwood spacer to accurately align the vise to the top of the bench.

Mini Benchtop Workbench Hard-to-Find Hardware

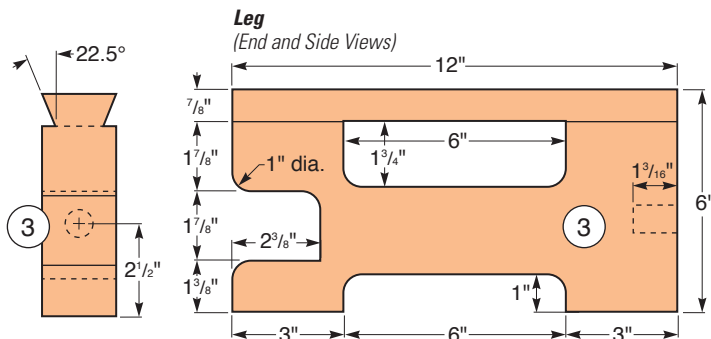
Rockler 9" Quick Release Workbench Vise (1) #33487 \$169.99 ea.

To purchase this and other products online,
visit www.woodworkersjournal.com/hardware
Or, call 800-610-0883 (code WJ1577).

Benchtop Assembly (Top View)



Benchtop and Leg Assembly
(Side View)



Leg
(End and Side Views)