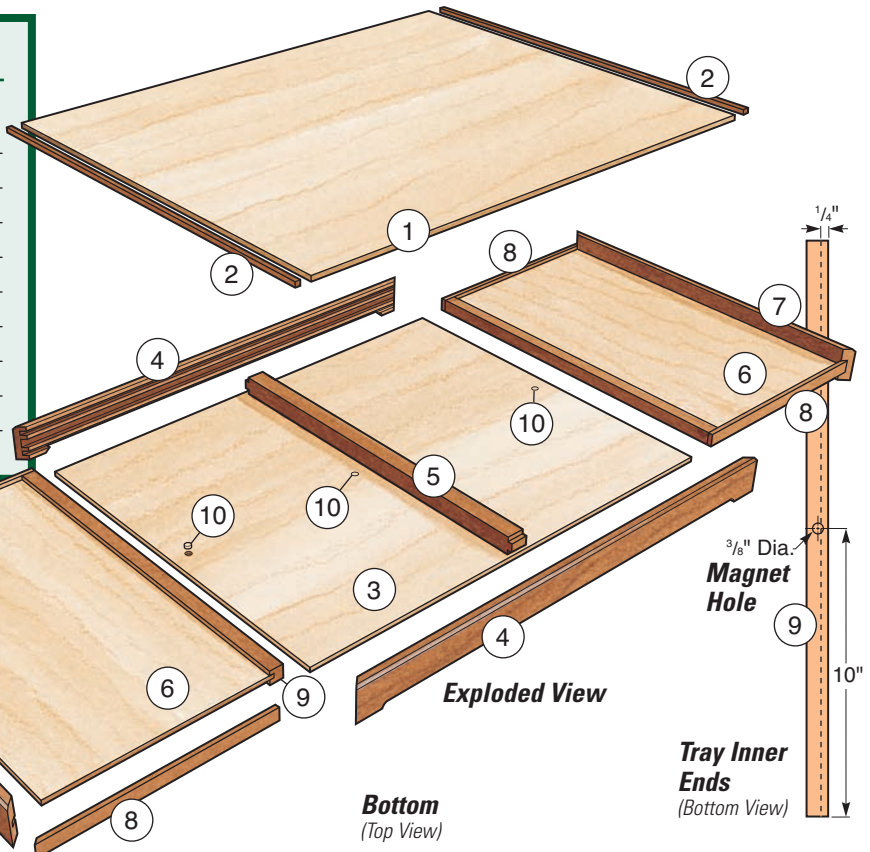
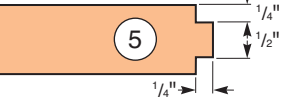


# MATERIAL LIST

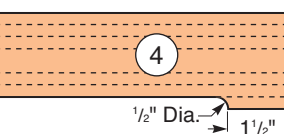
	T x W x L
1 Top (1)	1/4" x 20 1/2" x 25 1/2"
2 Top Edging (2)	1/4" x 1/4" x 20 1/2"
3 Bottom (1)	1/4" x 20 1/2" x 26"
4 Sides (2)	1/2" x 2" x 27"
5 Center Support (1)	1" x 1" x 20 1/2"
6 Trays (2)	1/4" x 11 5/8" x 20"
7 Tray Frame Ends (2)	1/2" x 2" x 21"
8 Tray Sides (4)	1/4" x 1/2" x 12 1/8"
9 Tray Inner Ends (2)	3/4" x 3/4" x 20"
10 Magnets (6)	1/8" x 3/8" Dia.



**Center Support**  
(Side View)

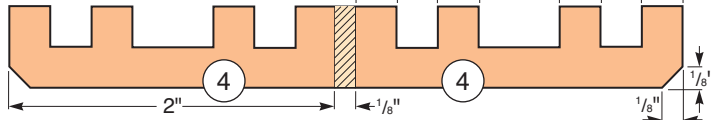


**Side**  
(Front View)

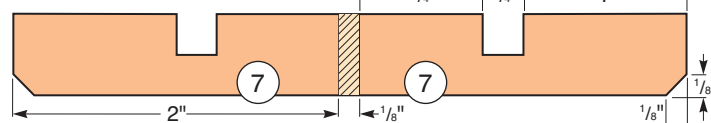


The feet on the Tray Frame Ends are made the same way as on the sides.

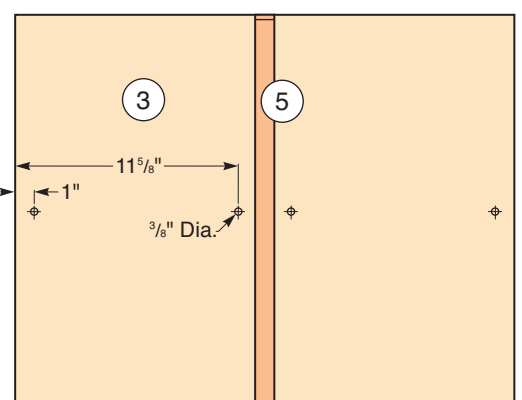
**Sides**  
(End View)



**Tray Frame Ends**  
(End View)



**Bottom**  
(Top View)



**Tray Inner Ends**  
(Bottom View)

