

These supplies listed below were recommended by the author when building the Bathroom Vanity from the March/April 2007 Woodworker's Journal.

CORRECTION: In the Material List, piece 6, the countertop's length was incorrectly sized. The Material List should read:

6 Countertop (2) 3/4 x 20½" x **52½"** (Please mark your copy of the magazine for future reference.)

Necessary Router Bits:

Large lock miter router bit, Rockler #91722

Small lock miter router bit, Rockler #22627

15/64" plywood straight bit, Rockler #90011 (1/4" shank) or #90330 (1/2" shank)

1" height pattern bit, Rockler #80021 (or can use #21046 with spacers)

1/2" height pattern bit, Rockler #21046

V-groove flush trim router bit, Rockler #21067 (1/4" shank) or #21074 (1/2" shank)

Miscellaneous Supplies:

Cherry edge banding – 50' roll, Rockler #91695

1" Forstner bit, Rockler #21200

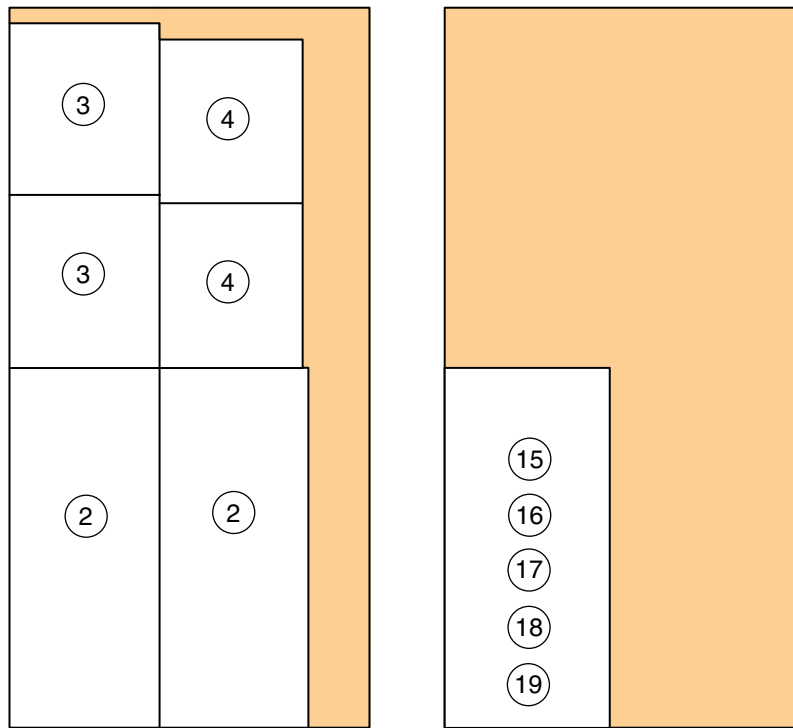
1⅜" Forstner bit, Rockler #21214

These items may be purchased at www.rockler.com or through *Woodworker's Journal* by calling 800-610-0883 and mention code WA041.

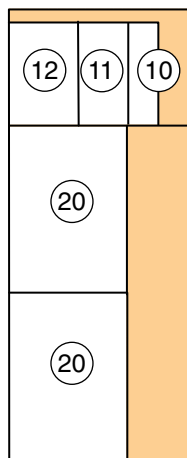


Plywood cutting layout diagram

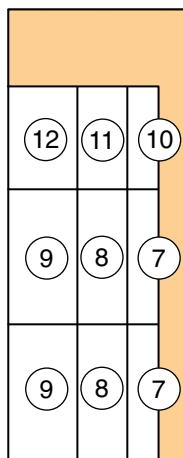
4' x 8' x 3/4" Cherry Plywood 4' x 8' x 3/4" Cherry Plywood



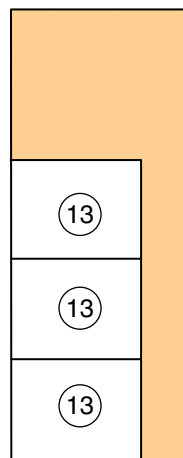
2' x 5' x 1/2" Baltic Birch plywood



2' x 5' x 1/2" Baltic Birch plywood



2' x 5' x 1/4" Baltic Birch plywood



Numbers refer to parts listed in Material List for Bathroom Vanity in March/April 2007 issue of *Woodworker's Journal*.