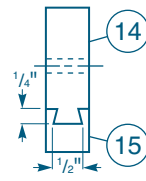


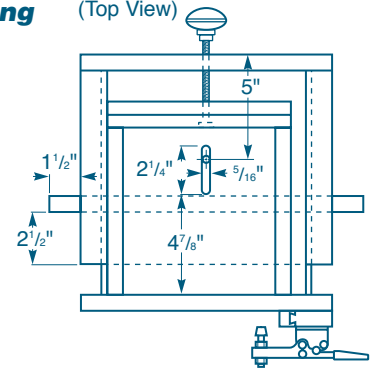
Workpiece Stop and Stop Edging

(Top View)



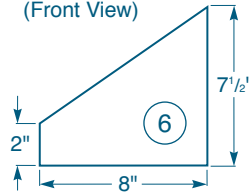
Jig

(Top View)



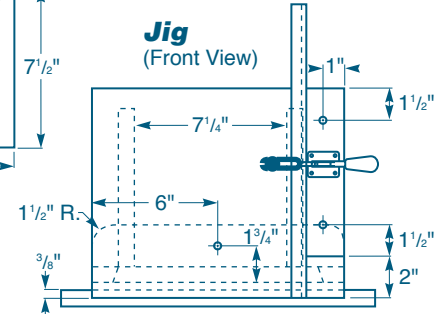
Fence Brace

(Front View)



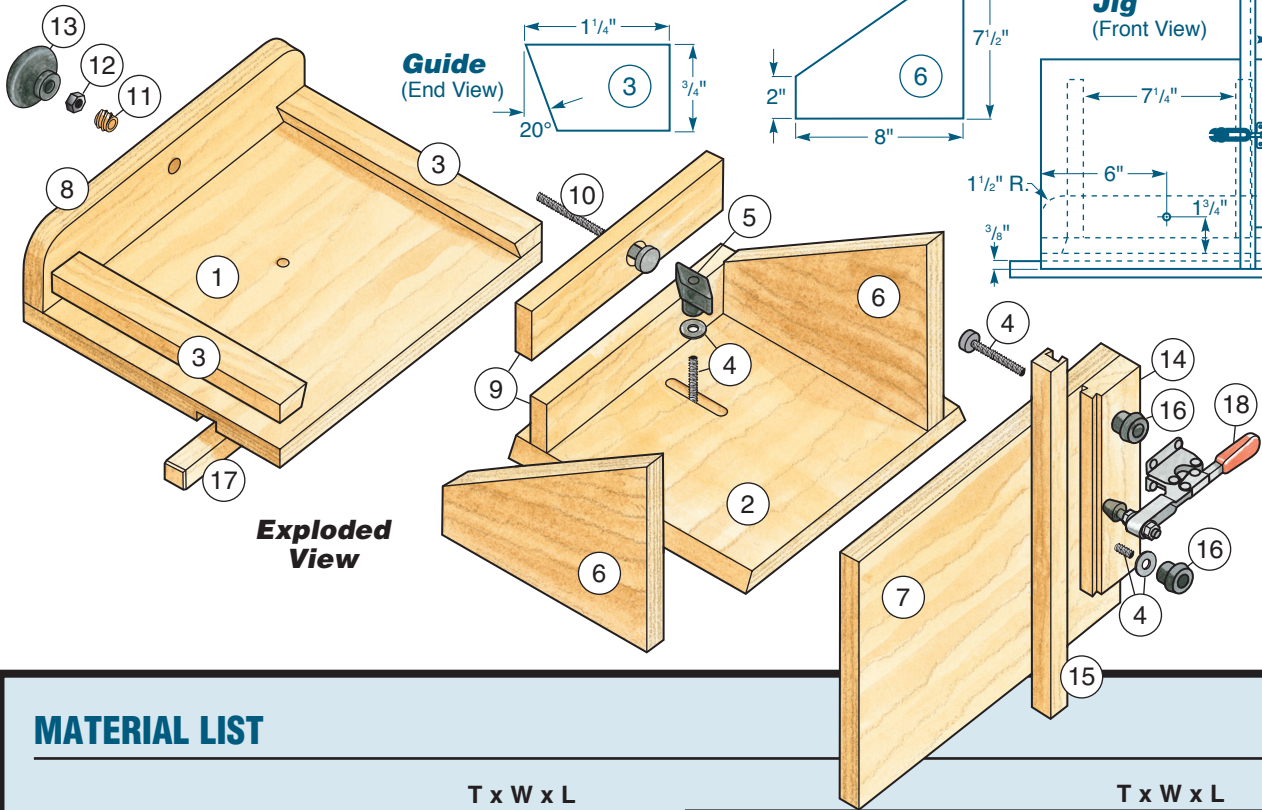
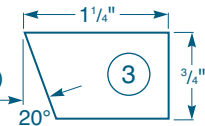
Jig

(Front View)



Guide

(End View)



Exploded View

MATERIAL LIST

	T x W x L		T x W x L
1 Base (1)	3/4" x 10" x 12"	10 Carriage Bolt (1)	5/16" x 4"
2 Carrier Plate (1)	3/4" x 9 1/4" x 10"	11 Threaded Insert (1)	5/16" x 18
3 Guides (2)	3/4" x 1 1/4" x 9 1/4"	12 Jamb Nut (1)	5/16" x 18
4 Carriage Bolts, Washers (3 PR)	5/16" x 2"	13 Adjustment Knob (1)	2" Dia.
5 Hold-down Knob (1)	2"	14 Workpiece Stop (1)	3/4" x 2" x 8"
6 Fence Braces (2)	3/4" x 7 1/2" x 8"	15 Stop Edging (1)	3/4" x 3/4" x Varies
7 Fence (1)	3/4" x 10" x 12"	16 Knobs (2)	1" Dia.
8 Support Bracket (1)	3/4" x 2 3/4" x 12"	17 Miter Slot Runner (1)	3/4" x 3/4" x 15"
9 Bearing Blocks (2)	5/8" x 2" x 8 3/4"	18 Toggle Clamp (1)	Steel