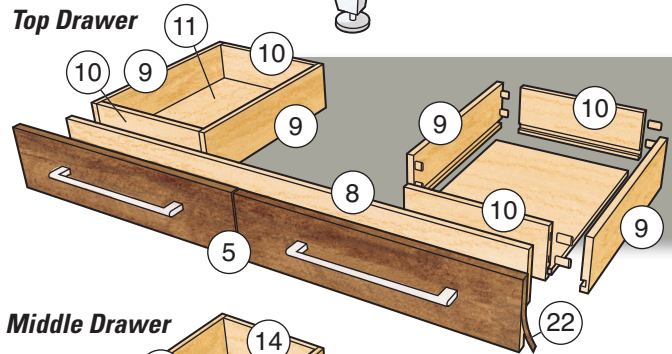


Exploded View

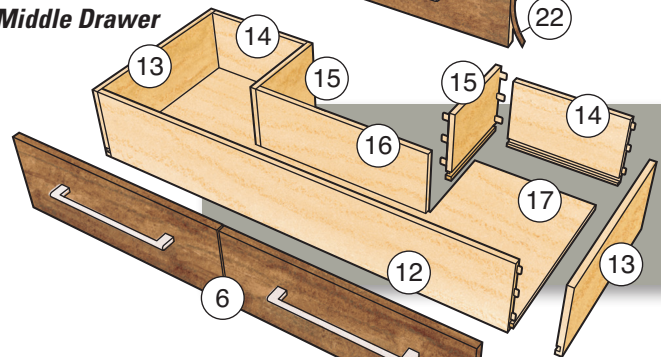
MATERIAL LIST

	T x W x L
1 Sides (2)	3/4" x 21 1/8" x 29 1/8"
2 Bottom (1)	3/4" x 21 1/8" x 46"
3 Top Stringers (2)	3/4" x 4 1/2" x 46"
4 Back (1)	1/2" x 28 3/8" x 46 3/4"
5 Top Drawer Face (1)	3/4" x 6 1/2" x 47 1/4"
6 Middle Drawer Face (1)	3/4" x 9 3/8" x 47 1/4"
7 Bottom Drawer Face (1)	3/4" x 12 3/4" x 47 1/4"
8 Top Drawer False Front (1)	5/8" x 4 3/4" x 45 1/2"
9 Top Drawer Sides (4)	5/8" x 4 3/4" x 17 3/8"
10 Top Drawer Fronts/Backs (4)	5/8" x 4 3/4" x 11 7/8"
11 Top Drawer Bottoms (2)	1/2" x 16 1/2" x 12 1/2"
12 Middle Drawer Front (1)	5/8" x 8" x 44 1/2"
13 Middle Drawer Sides (2)	5/8" x 8" x 17 3/8"
14 Middle Drawer Backs (2)	5/8" x 8" x 12"
15 Middle Drawer Returns (2)	5/8" x 8" x 12"
16 Middle Drawer Center (1)	5/8" x 8" x 18 3/8"
17 Middle Drawer Bottom (1)	1/2" x 17 1/4" x 44 3/4"
18 Bottom Drawer Front (1)	5/8" x 11" x 45 1/2"
19 Bottom Drawer Sides (2)	5/8" x 11" x 17 3/8"
20 Bottom Drawer Back (1)	5/8" x 11" x 44 1/4"
21 Bottom Drawer Bottom (1)	1/2" x 17 1/4" x 44 3/4"
22 Peel and Stick Edge Banding (1)	15/16" x 50' roll

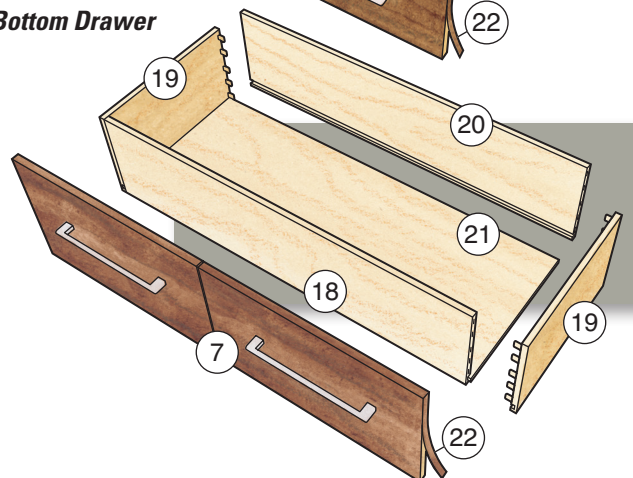
Top Drawer



Middle Drawer



Bottom Drawer



Drawer Assembly
(Side View)

To connect the two separate top drawer sections, the author added the top drawer false front. It is mounted between the top drawers and their drawer face.

