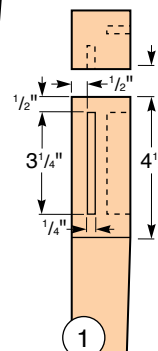
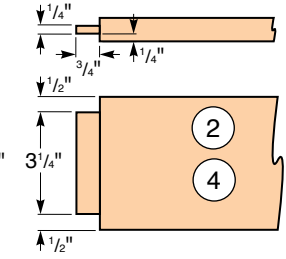


Exploded View

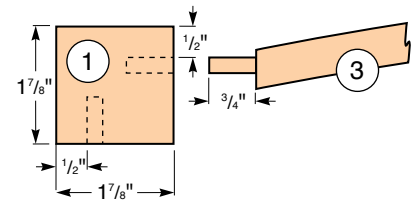
Leg
(Top and Front Views)



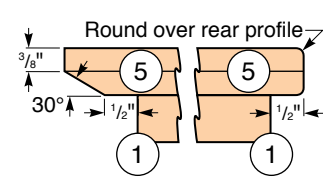
Aprons
(Top and Front Views)



Front Leg and Aprons
(Top View)



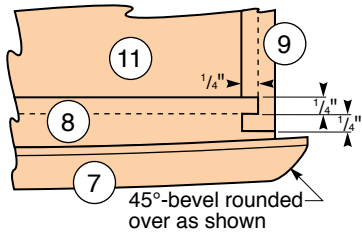
Top, Front and Side Profile
(Side View)



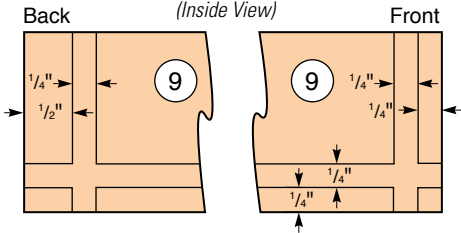
MATERIAL LIST

	T x W x L
1 Legs (4)	1 7/8" x 1 1/8" x 29 1/8"
2 Rear Apron (1)	3/4" x 4 1/4" x 29 1/8"
3 Front Apron (1)	5/8" x 4 1/4" x 29 1/8"
4 Side Aprons (2)	3/4" x 4 1/4" x 8 1/4"
5 Top (1)	3/4" x 14" x 33"
6 Top Fastening Blocks (6)	3/4" x 1 1/4" x 2 1/2"
7 Drawer Face (1)	3/4" x 2 3/4" x 8 3/4"
8 Drawer Front (1)	3/4" x 1 7/8" x 7 3/4"
9 Drawer Sides (2)	1/2" x 1 7/8" x 9"
10 Drawer Back (1)	1/2" x 1 5/8" x 7 1/4"
11 Drawer Bottom (1)	1/4" x 7 1/8" x 8 3/4"
12 Drawer Slides (2)	1" x 1 1/4" x 10"
13 Top Drawer Guide (1)	3/8" x 3/8" x 10"
14 Mounting Blocks (6)	3/8" x 1/2" x 1"
15 Brass Drawer Knob (1)	5/8" dia. (Rocker #35451)

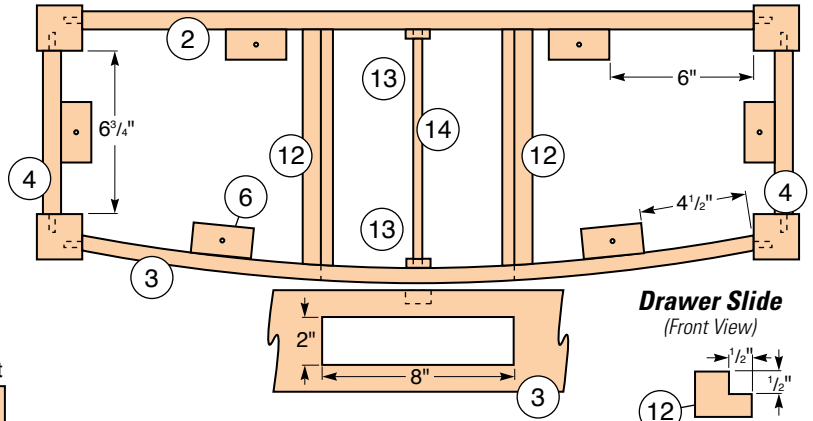
Drawer Assembly Detail
(Top View)



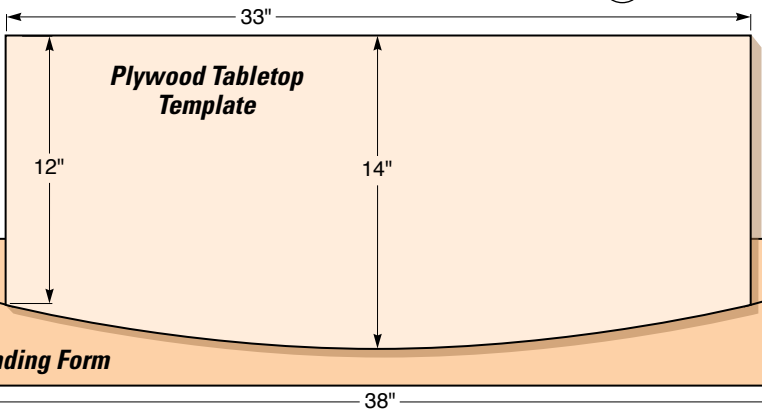
Drawer Side
(Inside View)



Leg and Apron Subassembly
(Front View)



Plywood Tabletop Template



Note: The bending form is made from seven layers of 3/4" x 6 1/2" x 38" particleboard glued together. The arc from the top is transferred to the particleboard, and the two parts of the form are made on the band saw.