


MATERIAL LIST

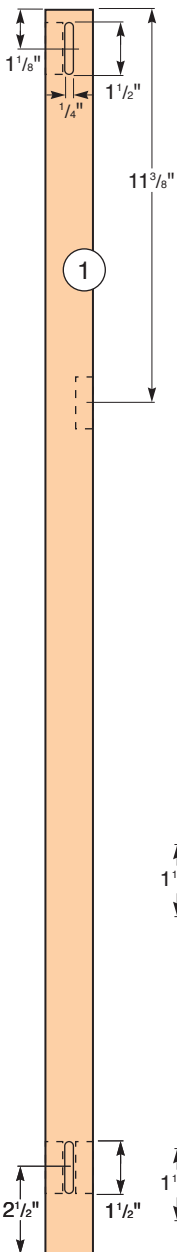
Center Unit

	T x W x L
1 Legs (4)	1 3/8" x 1 3/8" x 36"
2 Top Side Rails (2)	3/4" x 2 1/4" x 10 1/4"
3 Bottom Side Rails (2)	3/4" x 3" x 10 1/4"
4 Slats (12)	1/2" x 1" x 30 3/4"*
5 Top Front, Back Rails (2)	3/4" x 2 1/4" x 11"
6 Bottom Front, Back Rails (2)	3/4" x 3" x 11"
7 Top (1)	3/4" x 13" x 13 3/4"
8 Shelf (1)	3/4" x 12" x 10"

* Initially cut overly long

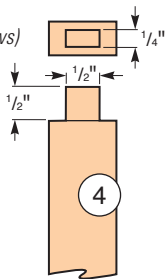


Right Back Leg (Front View)



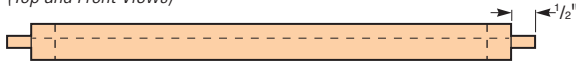
Slats

(Top and Front Views)



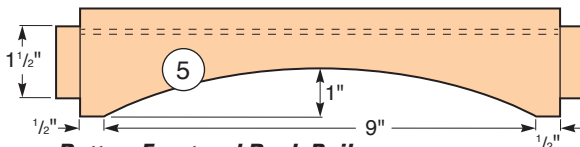
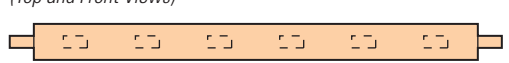
Top Front and Back Rails

(Top and Front Views)



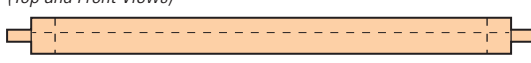
Top Side Rails

(Top and Front Views)



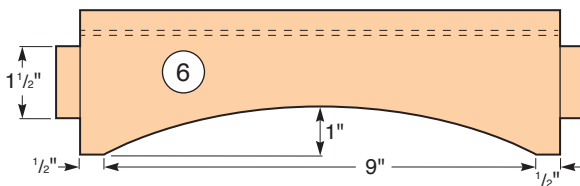
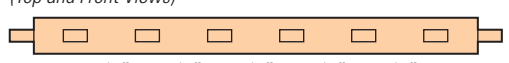
Bottom Front and Back Rails

(Top and Front Views)



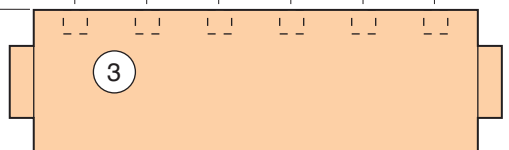
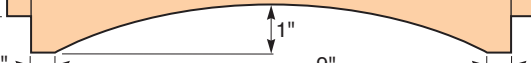
Bottom Side Rails

(Top and Front Views)



Bottom Front and Back Rails

(Top and Front Views)

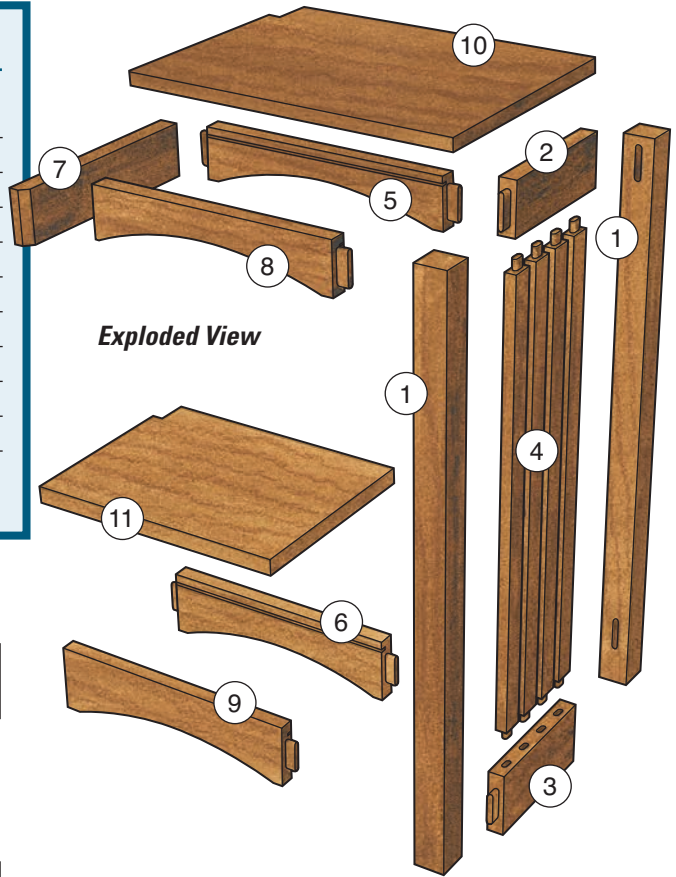


MATERIAL LIST

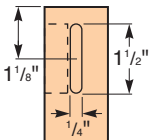
Outer Units

	T x W x L
1 Legs (4)	1 3/8" x 1 3/8" x 25 3/4"
2 Top Side Rails (2)	3/4" x 2 1/4" x 7 1/4"
3 Bottom Side Rails (2)	3/4" x 3" x 7 1/4"
4 Slats (8)	1/2" x 1" x 20 1/2"
5 Top Back Rails (2)	3/4" x 2 1/4" x 12 1/8"
6 Bottom Back Rails (2)	3/4" x 3" x 12 1/8"
7 Cross Supports (2)	3/4" x 2 1/4" x 9 1/4"*
8 Top Front Rails (2)	3/4" x 2 1/4" x 11 5/16"*
9 Bottom Front Rails (2)	3/4" x 3" x 11 5/16"*
10 Tops (2)	3/4" x 10" x 13 1/16"
11 Shelves (2)	3/4" x 9" x 11 9/16"

* Initially cut overly long

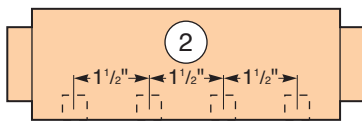


Right Back Leg
(Front View)

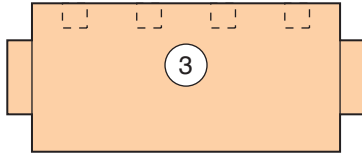


1

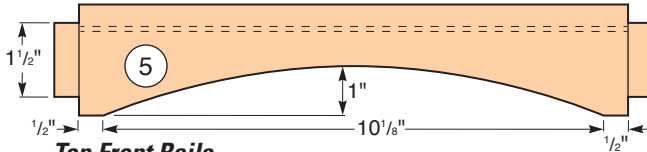
Top Side Rails
(Front View)



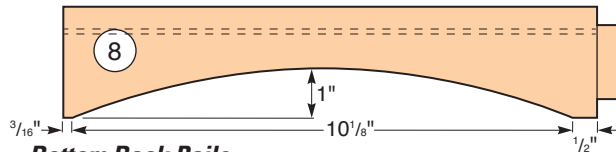
Bottom Side Rails
(Front View)



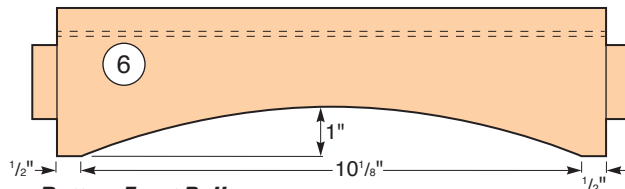
Top Back Rails
(Front View)



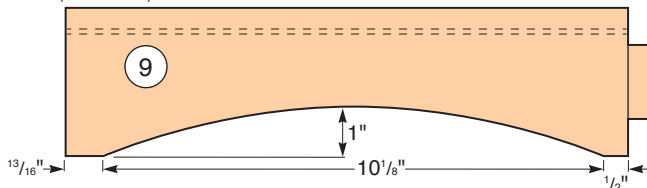
Top Front Rails
(Front View)



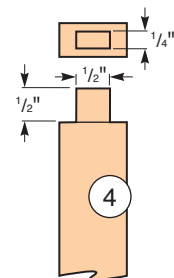
Bottom Back Rails
(Front View)



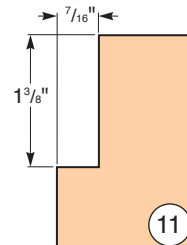
Bottom Front Rails
(Front View)



Slats
(Top and Front Views)



Shelf Notch
(Top View)



11