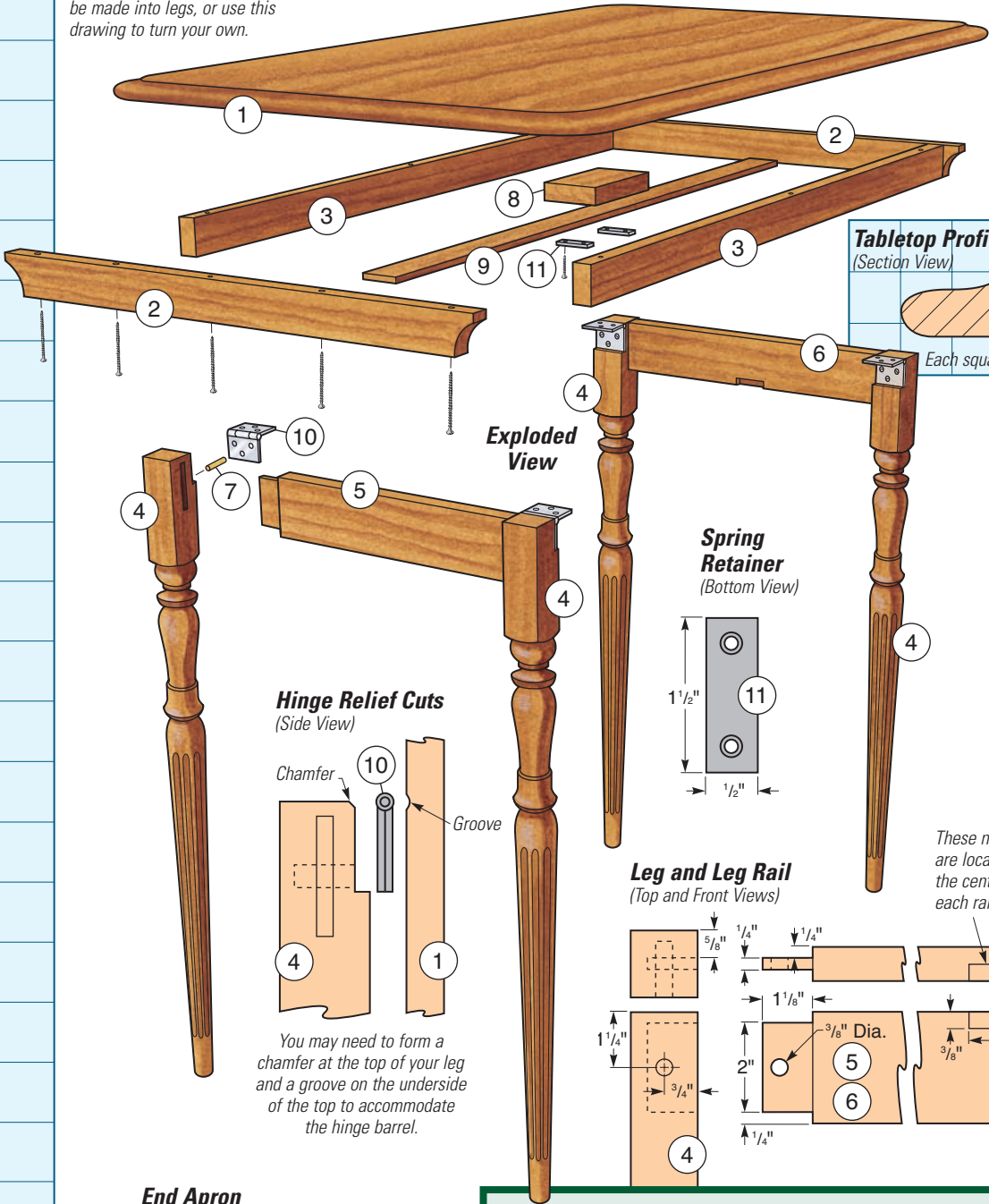
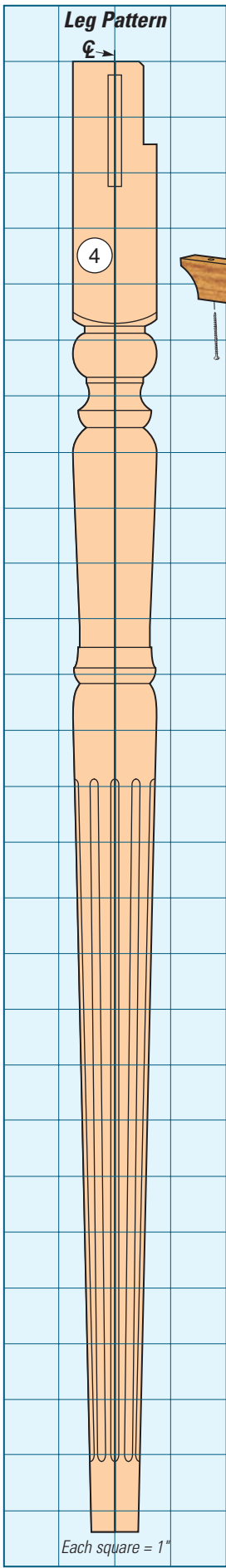
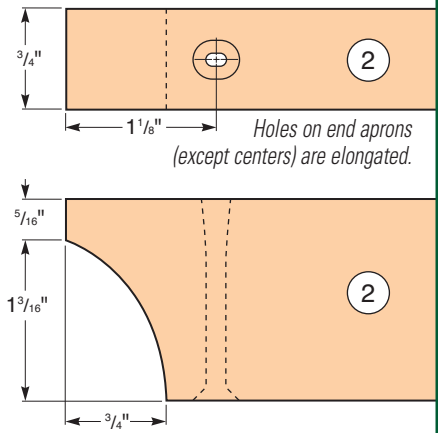


You can purchase balusters to be made into legs, or use this drawing to turn your own.



End Apron
(Top and Front Views)



MATERIAL LIST

	T x W x L
1 Tabletop (1)	5/8" x 21 1/2" x 38"
2 End Aprons (2)	3/4" x 1 1/2" x 20"
3 Side Aprons (2)	3/4" x 1 1/2" x 32"
4 Legs (4)	1 1/2" x 26 3/8"
5 Inner Leg Rail (1)	3/4" x 2 1/2" x 13"
6 Outer Leg Rail (1)	3/4" x 2 1/2" x 16 7/8"
7 Dowel Pins (4)	3/8" dia. x 1 1/2"
8 Lock Block (1)	3/4" x 2 1/2" x 4 1/2"
9 Locking Spring (1)	1/4" x 1 1/2" x 31 5/8"
10 Hinges (4)	1 1/2" x 1 1/2"
11 Spring Retainers (2)	1/8" x 1/2" x 1 1/2"