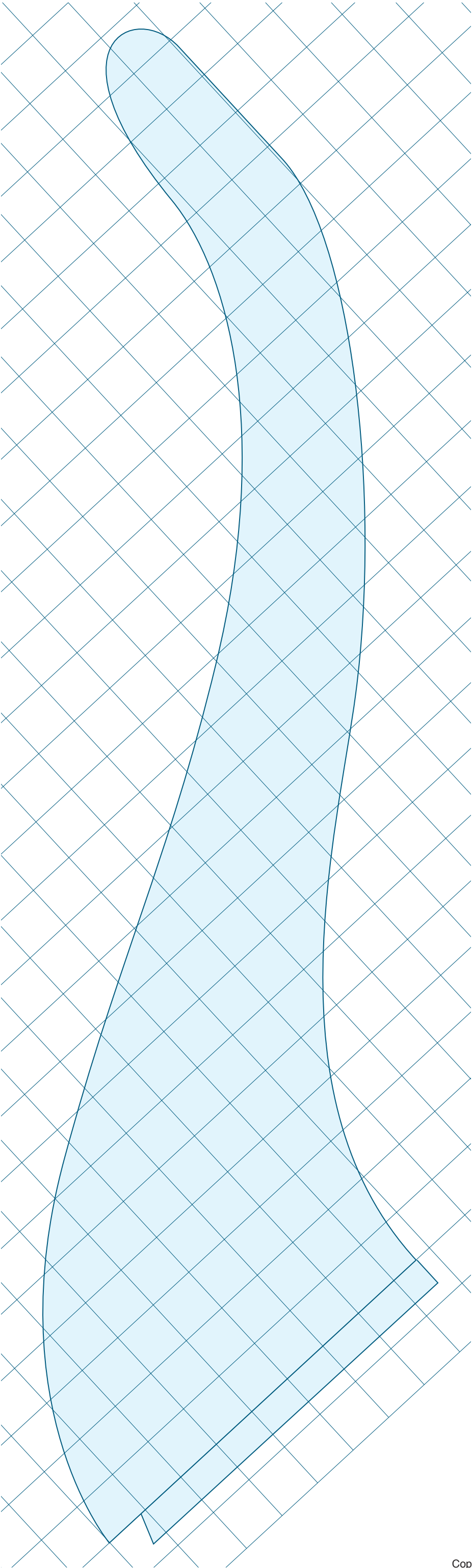
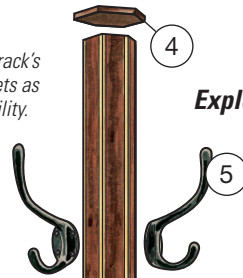


Full Size Leg Pattern

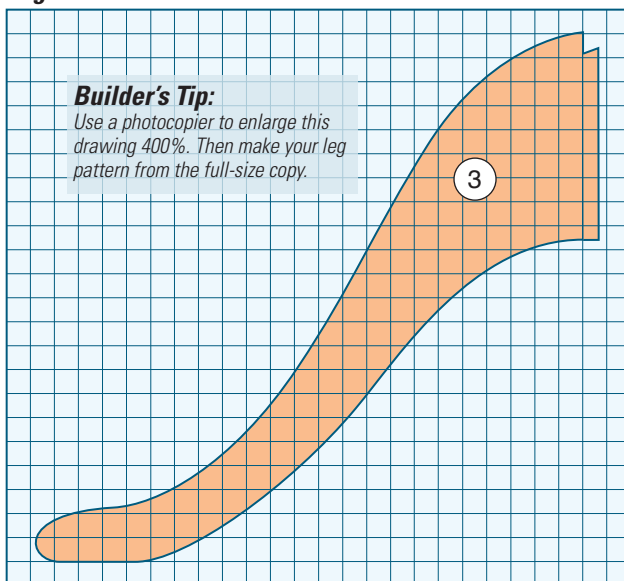


NOTE: Mount the coatrack's hooks on the same facets as the legs to ensure stability.

### Exploded View



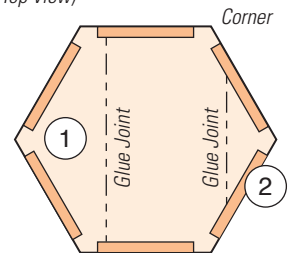
### Leg Pattern



Each square equals 1/2"

Woodworker's Journal grants permission for making copies of this drawing for personal use.

### Column Construction Glue-up Detail (Top View)



If you choose to glue up your column from more than one piece of wood, make sure the glue joints will not bisect the hexagon's corners where they will be visible.

## MATERIAL LIST

	T x W x L
<b>1</b> Column (1)	3" x 3" x 66"
<b>2</b> Walnut Strips* (6)	1/8" x 1 1/8" x 66"
<b>3</b> Leg Blanks** (6)	1/2" x 5" x 16 1/2"
<b>4</b> Cap (1)	1/4" x 2 1/2" x 3"
<b>5</b> Hooks (3)	Bronze

\*Trim to final width after you make the facet grooves

\*\*Glued together in pairs to create three legs

