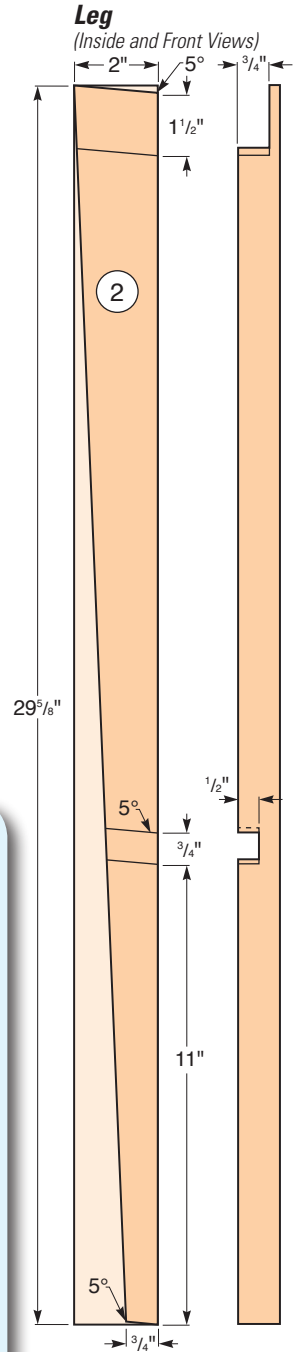
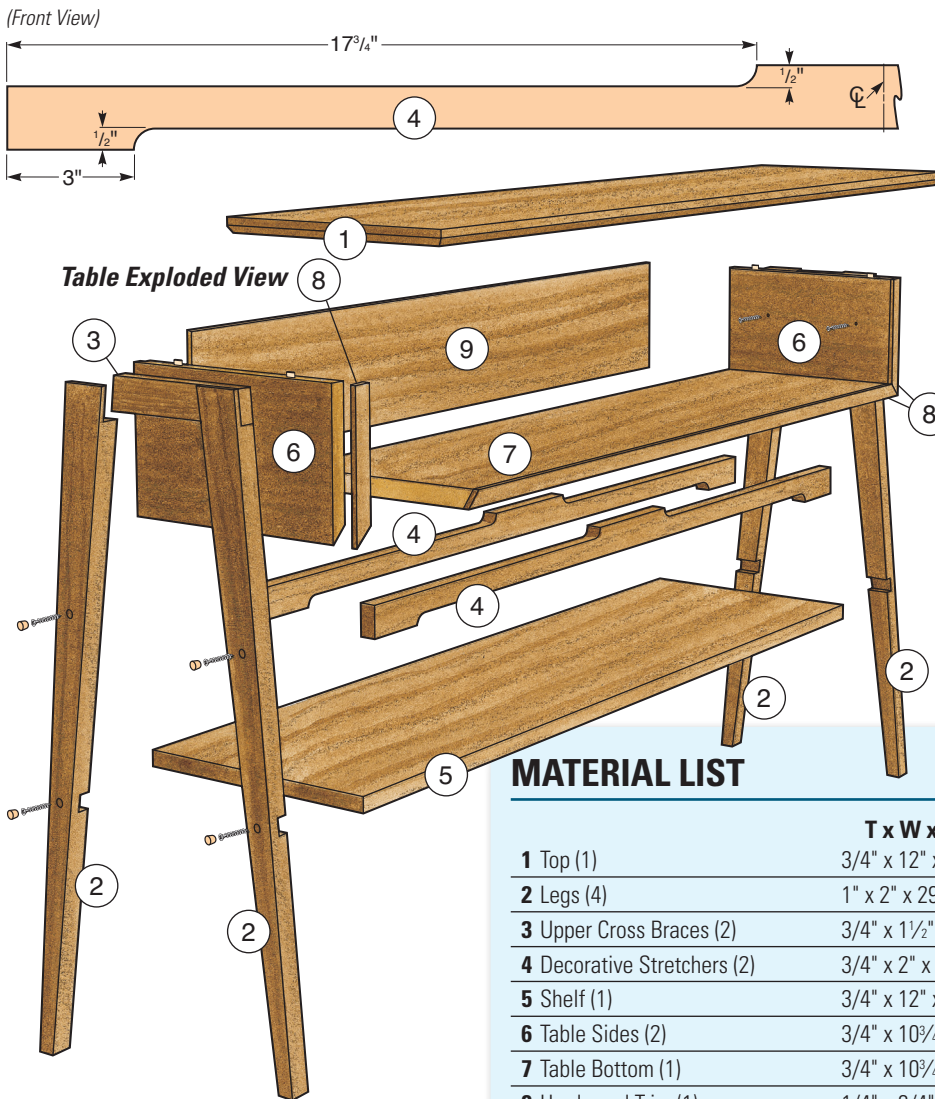


## Decorative Stretchers

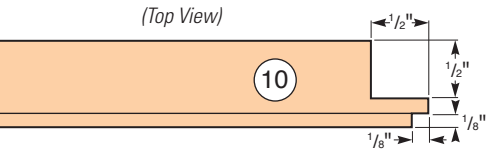


## MATERIAL LIST

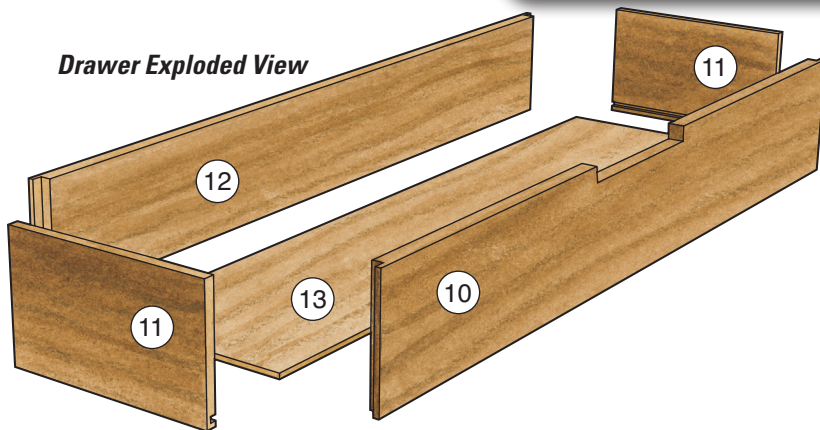
	T x W x L
1 Top (1)	3/4" x 12" x 48"
2 Legs (4)	1" x 2" x 29 5/8"
3 Upper Cross Braces (2)	3/4" x 1 1/2" x 7 1/8"
4 Decorative Stretchers (2)	3/4" x 2" x 41 1/2"
5 Shelf (1)	3/4" x 12" x 42 1/2"
6 Table Sides (2)	3/4" x 10 3/4" x 6 3/4"
7 Table Bottom (1)	3/4" x 10 3/4" x 41 1/2"
8 Hardwood Trim (1)	1/4" x 3/4" x 60"
9 Table Back (1)	1/4" x 6 3/8" x 40 3/4"
10 Drawer Front (1)	3/4" x 6" x 40"
11 Drawer Sides (2)	1/2" x 6" x 10"
12 Drawer Back (1)	3/4" x 5 1/2" x 40"
13 Drawer Bottom (1)	1/4" x 9 1/2" x 39 1/2"

*Note:* The dimensions in the list above are exact. The dimensions stated in Chris's video are approximate.

## Drawer Front (Top View)



## Drawer Exploded View



## Drawer Ends (Side and Inside Views)

