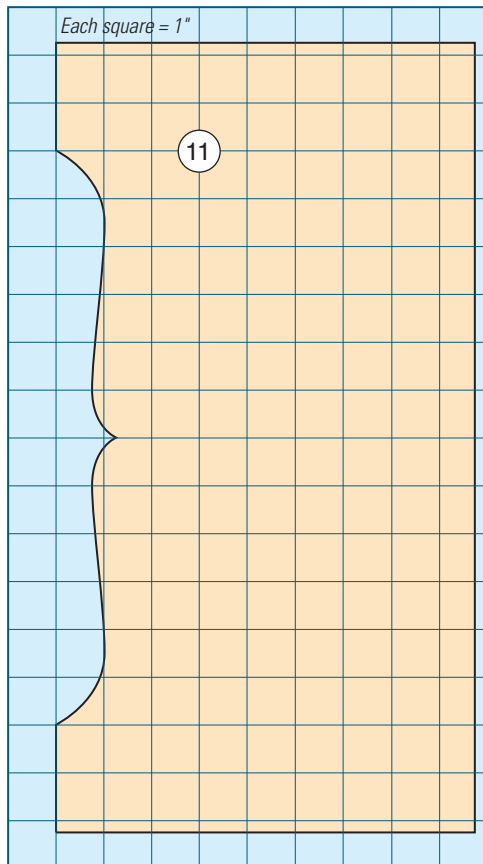


Exploded View

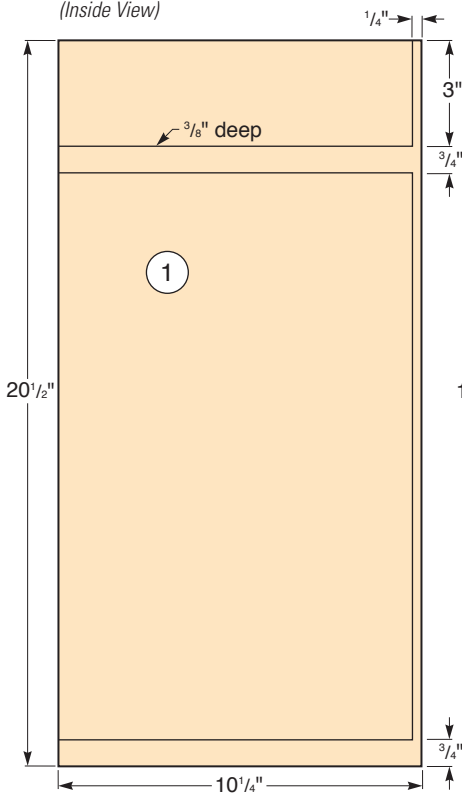
Tall Divider
(Pattern)



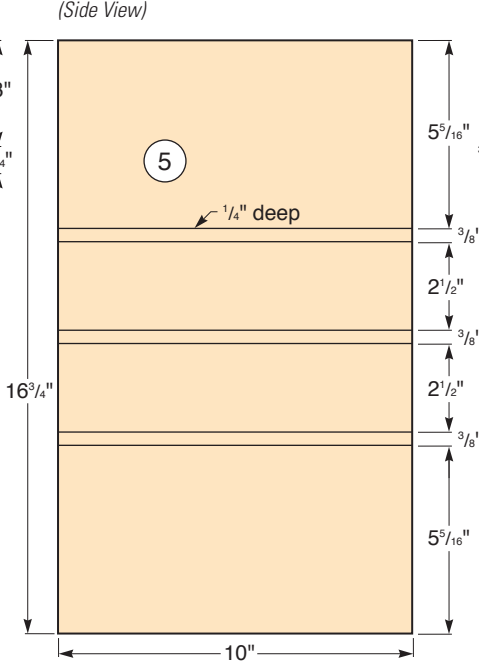
MATERIAL LIST

	T x W x L
1 Desk Sides (2)	3/4" x 10 1/4" x 20 1/2"
2 Desk Top/Bottom (2)	3/4" x 10" x 25 1/4"
3 Storage Compartment Back (1)	3/4" x 3 3/8" x 25 1/4"
4 Storage Compartment Front (1)	3/4" x 3 3/4" x 26"
5 Center Module Sides (2)	1/2" x 10" x 16 3/4"
6 Center Module Shelves (3)	3/8" x 10" x 7 1/2"
7 Drawer Fronts (2)	1/2" x 2 1/2" x 7"
8 Drawer Backs (2)	1/2" x 2 1/2" x 7"
9 Drawer Sides (4)	1/2" x 2 1/2" x 8 1/4"
10 Drawer Bottoms (2)	1/8" thick, sized to fit
11 Tall Dividers (2)	1/4" x 8 3/4" x 16 1/2"
12 Short Dividers (3)	1/4" x 5 5/16" x 7 3/4"
13 Shelf Stack Sides (8)	3/8" x 3 3/4" x 8 3/4"
14 Stack Shelves (3)	3/8" x 8 1/4" x 8 3/4"
15 Door Mounting Strip (1)	3/4" x 1 1/4" x 26"
16 Door Top/Bottom Rails (2)	3/4" x 2 1/2" x 21 1/2"
17 Door Stiles (2)	3/4" x 2 1/2" x 15 1/2"
18 Door Center Stile (1)	3/4" x 2" x 11"
19 Door Panels (2)	1/4" thick, sized to fit
20 Desk Lid (1)	3/4" x 11 1/2" x 27"
21 Secret Till Fronts/Backs (4)	1/8" x 2 1/2" x 7"
22 Secret Till Ends (4)	1/2" x 1" x 2 1/2"
23 Secret Till Bottoms (2)	1/4" x 1" x 6"
24 Front Trim Molding (1)	1/2" x 1/4" x 26 5/8"
25 Side Trim Moldings (2)	1/2" x 1/4" x 11 1/4"
26 Back (1)	1/4" x 17 1/8" x 25 1/4"

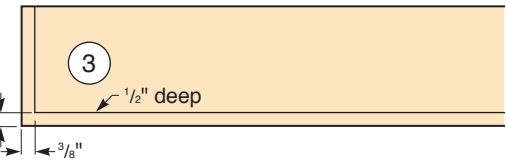
Desk Side
(Inside View)



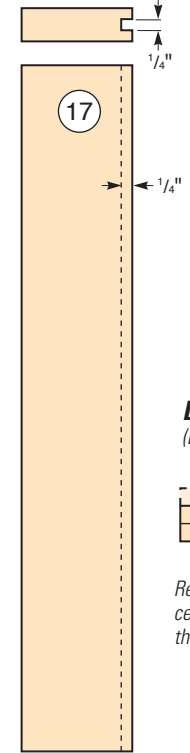
Center Module Sides
(Side View)



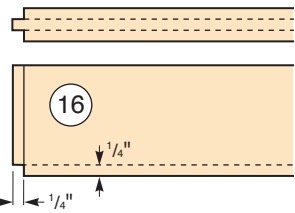
Storage Compartment Back
(Front View)



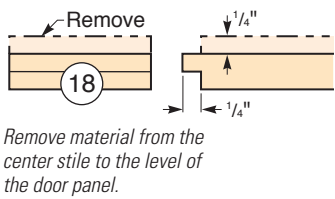
Door Stile
(Top and Front Views)



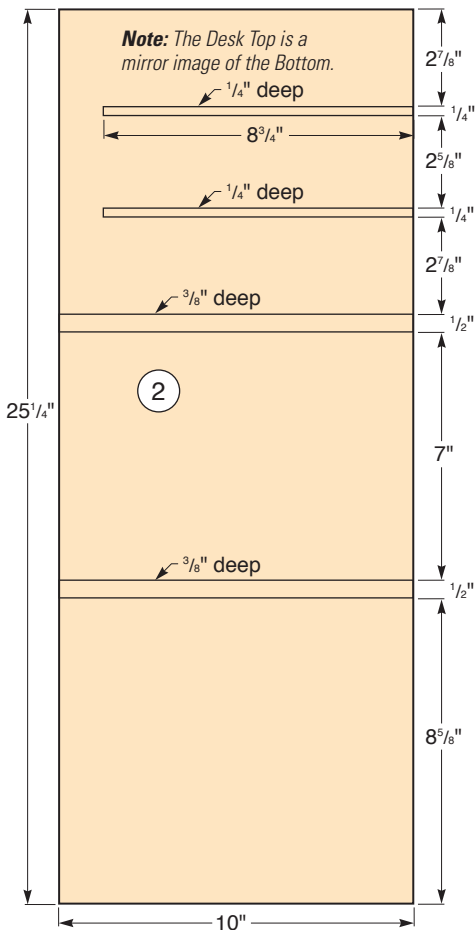
Door Top Rail
(Top and Front Views)



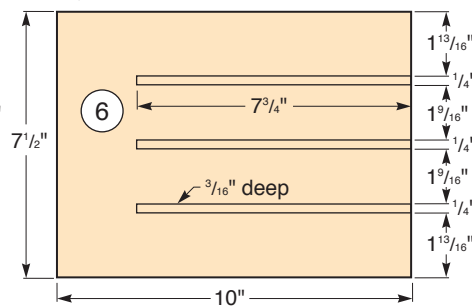
Door Center Stile
(End and Side Views)



Desk Bottom
(Top View)



Top Center Module Shelf
(Top View)



Grooves on only the top Center Module Shelf — see Exploded View

Drawer Joinery Layout
(End and Side Views)

