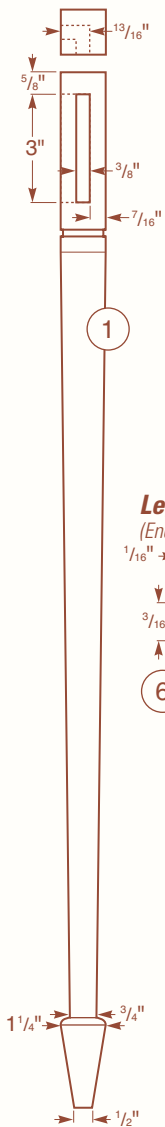
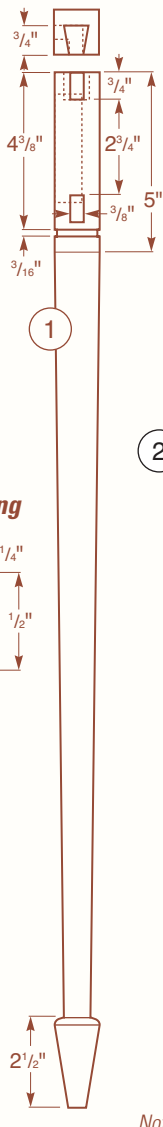



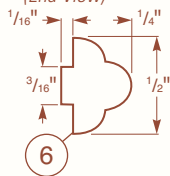
Back Leg
(Top and Front Views)



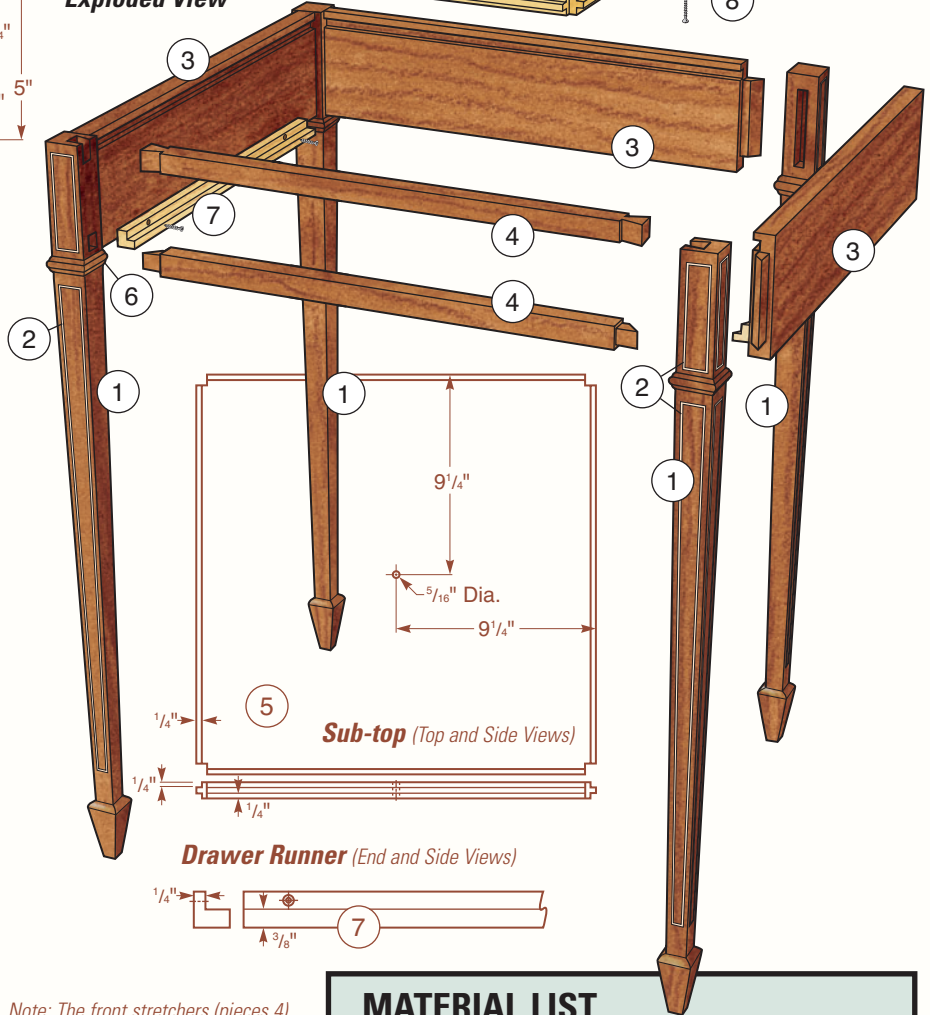
Front Leg
(Top and Inside Views)



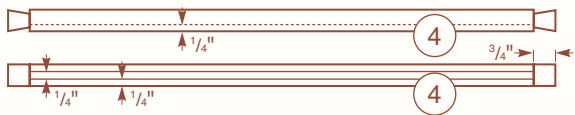
Leg Molding
(End View)



Exploded View



Top Stretcher (Top and Inside Views)



Bottom Stretcher (Top and Inside Views)

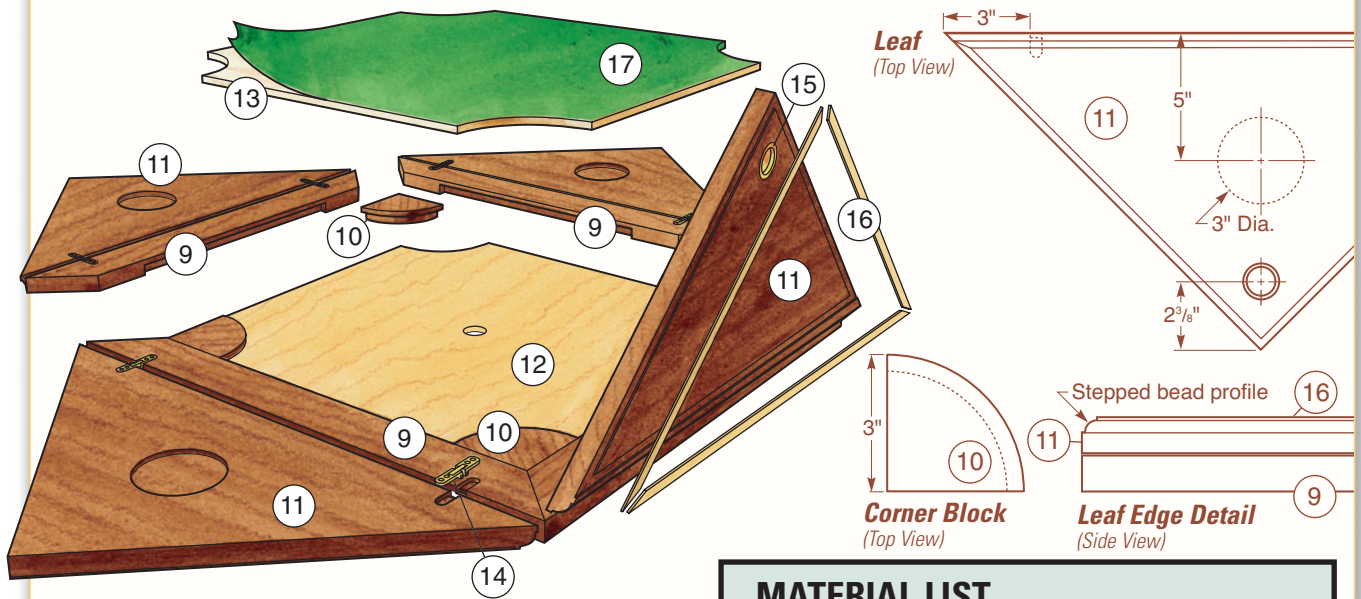


Apron (Top and Inside Views)



Note: The front stretchers (pieces 4) and the drawer front (piece 18) are formed from a 3/4" x 4 3/4" x 19" blank.

MATERIAL LIST	
	T x W x L
1 Legs (4)	1 1/4" x 1 1/4" x 28 3/4"
2 Stringing (1)	1/32" x 3/32" x 50ft.
3 Aprons (3)	3/4" x 4 1/4" x 19"
4 Stretchers (2)	3/4" x 3/4" x 19"
5 Sub-top (1)	3/4" x 18 1/2" x 18 1/2"
6 Leg Molding (1)	5/16" x 1/2" x 36"
7 Drawer Runners (2)	3/4" x 3/4" x 18"
8 Drawer Stops (2)	3/4" x 3/4" x 2"

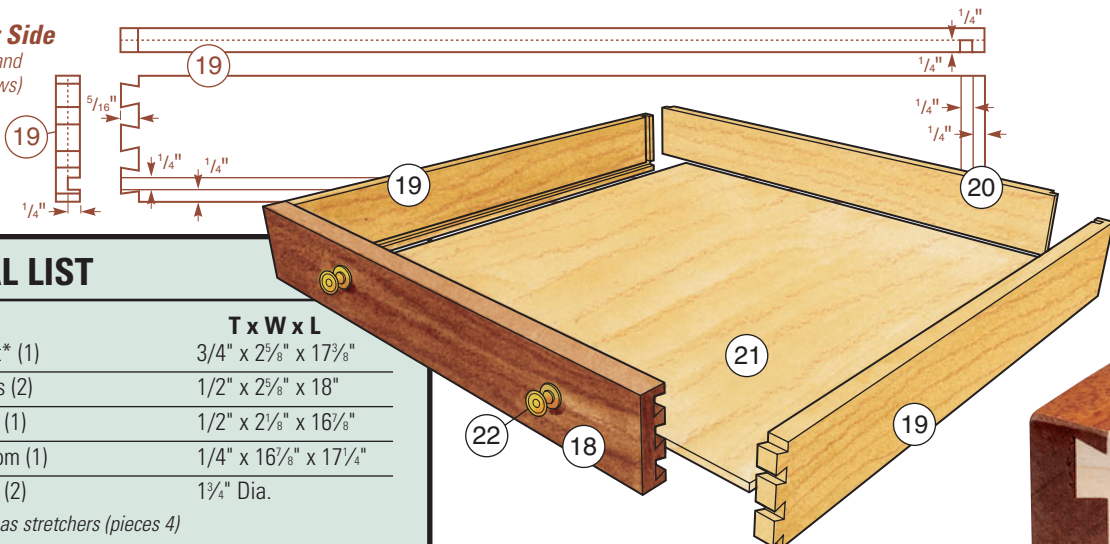


MATERIAL LIST

	T x W x L
9 Frame Pieces (4)	3/4" x 2 1/4" x 22"
10 Corner Blocks (4)	3/4" x 3" x 3"
11 Leaves (4)	3/4" x 11" x 22"
12 Base (1)	1/2" x 18 1/4" x 18 1/4"
13 Felt Substrate (1)	1/4" x 17 1/2" x 17 1/2"
14 Hinges (8)	1/2" x 3"
15 Recessed Pull (1)	Solid Brass
16 Inlay	1/8" x 3/8" x 252"
17 Felt (1)	1 square yard

Drawer Side

(End, Top and Inside Views)



MATERIAL LIST

	T x W x L
18 Drawer Front* (1)	3/4" x 2 5/8" x 17 3/8"
19 Drawer Sides (2)	1/2" x 2 5/8" x 18"
20 Drawer Back (1)	1/2" x 2 1/8" x 16 7/8"
21 Drawer Bottom (1)	1/4" x 16 7/8" x 17 1/4"
22 Drawer Pulls (2)	1 3/4" Dia.

*From same blank as stretchers (pieces 4)