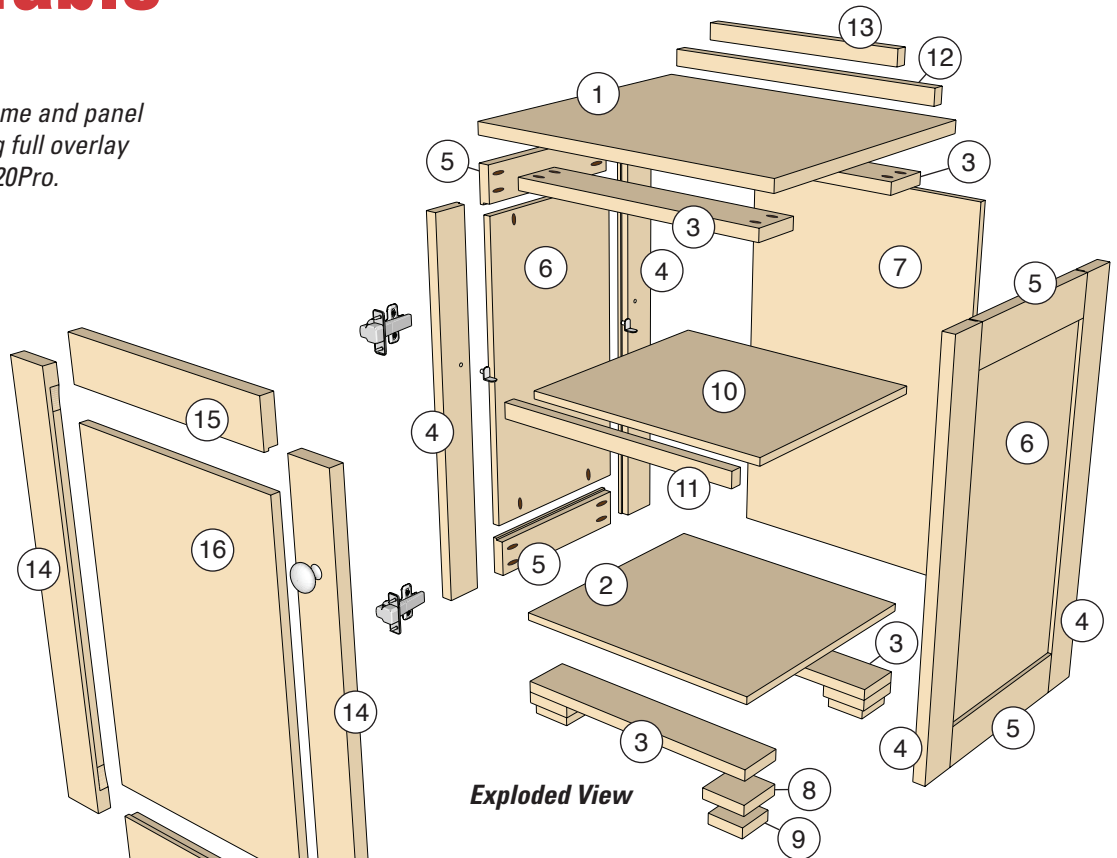


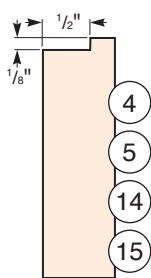
## Bedside Table

Sponsored by Kreg

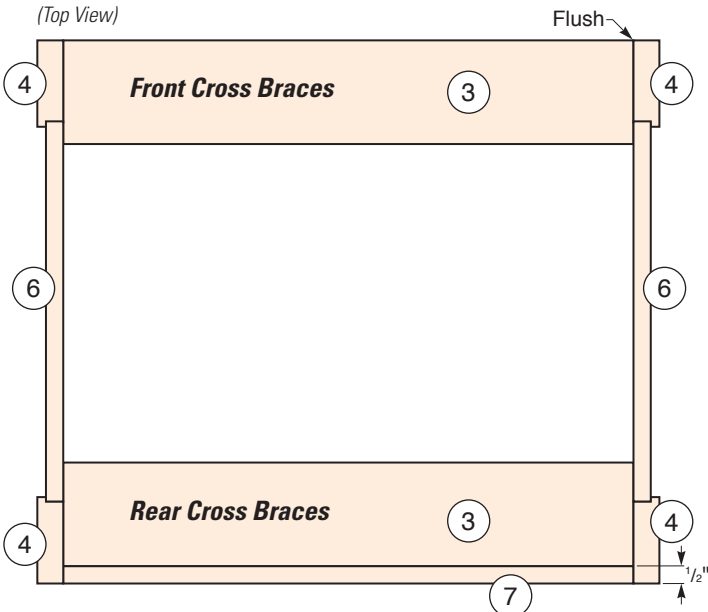
This bedside table features frame and panel construction and a self-closing full overlay door. All made with the Kreg 520Pro.



**Rabbet Detail**  
(End View)



**Cross Brace Locations**  
(Top View)



### MATERIAL LIST

	T x W x L
1 Top (1)	3/4" x 17" x 20"
2 Bottom (1)	1/2" x 15 1/4" x 16 1/2"
3 Cross Braces (4)	3/4" x 3" x 16 1/2"
4 Side Stiles (4)	3/4" x 2 1/2" x 25"
5 Side Rails (4)	3/4" x 2 1/2" x 10 3/4"
6 Side Panels (2)	1/2" x 11" x 20 1/4"
7 Back (1)	1/2" x 16 1/2" x 25"
8 Large Feet (4)	3/4" x 3" x 3"
9 Small Feet (4)	3/4" x 2 1/2" x 2 1/2"
10 Shelf (1)	1/2" x 14 1/4" x 16 1/4"
11 Shelf Front (1)	3/4" x 1" x 16 1/4"
12 Backsplash Base (1)	3/4" x 1" x 18"
13 Backsplash Top (1)	3/4" x 1" x 13"
14 Door Stiles (2)	3/4" x 2 1/2" x 24"
15 Door Rails (2)	3/4" x 2 1/2" x 13"
16 Door Panel (1)	1/2" x 13 1/4" x 19 1/4"