


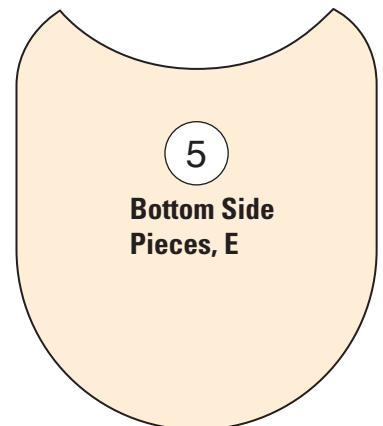
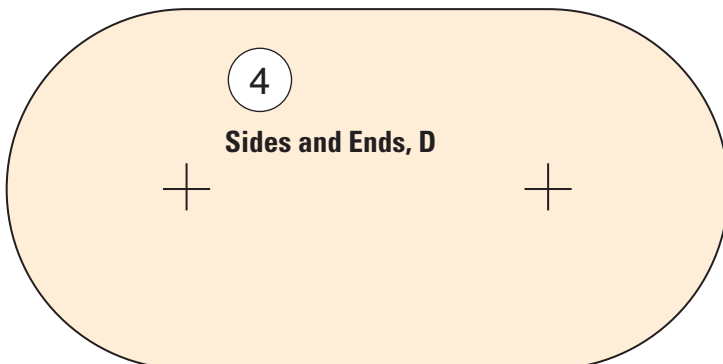
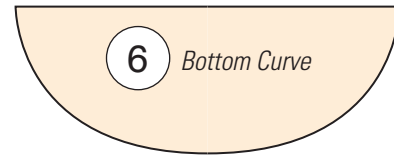
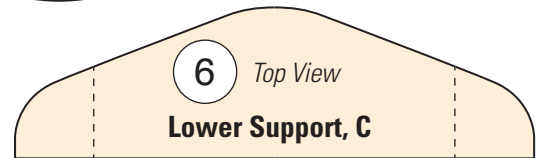
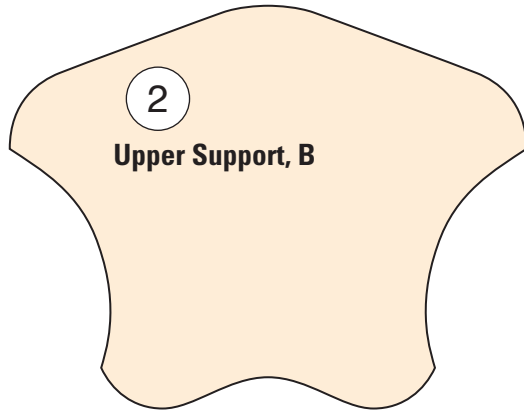
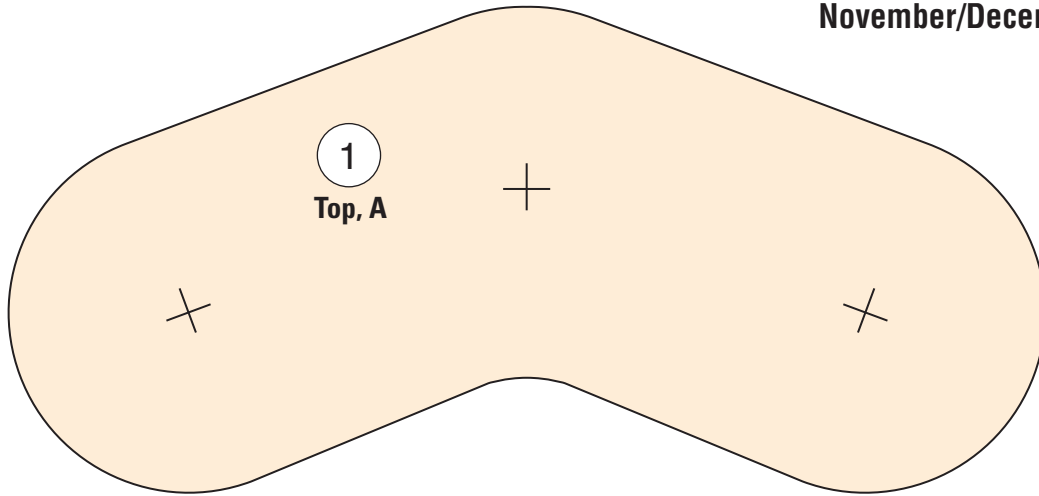
Practice your scroll-sawing skills when you build this modular holiday decoration.

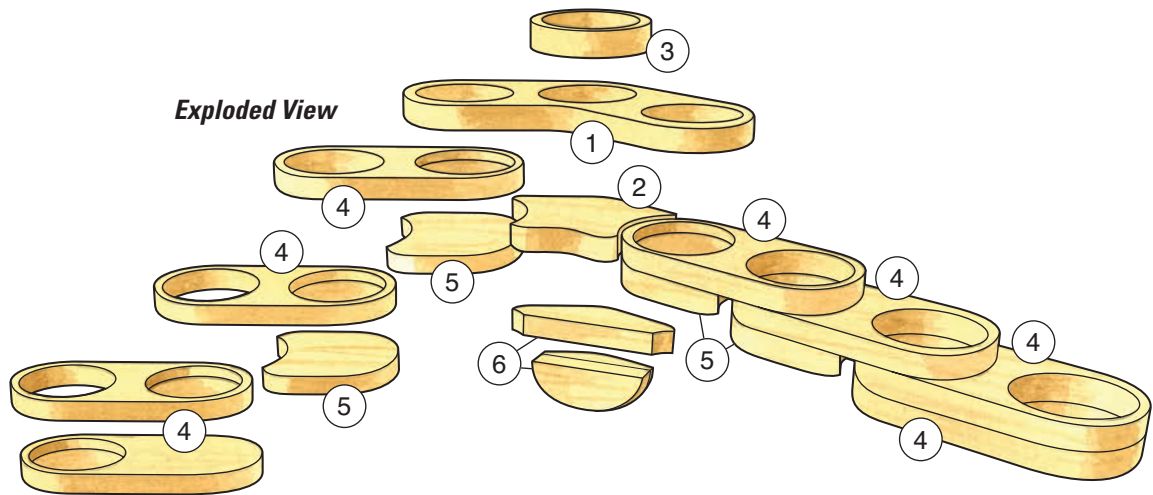


Menorah/Holiday Tea Light Candleholder

November/December 2021

Print out this pattern at 100%.
You will need to make 8 copies.





MATERIAL LIST

	T x W x L
1 Top, A (1)	$3/8" \times 3" \times 5\frac{5}{8}"$
2 Upper Support, B (1)	$3/8" \times 2\frac{3}{8}" \times 3"$
3 Top Center Collar (1)	$3/8" \times 2" \times 3"$
4 Sides and Ends, D (8)	$3/8" \times 1\frac{1}{8}" \times 4"$
5 Bottom Side Pieces, E (4)	$3/8" \times 1\frac{7}{8}" \times 2\frac{3}{8}"$
6 Lower Support, C (3)	$3/8" \times 7/8" \times 2\frac{7}{8}"$