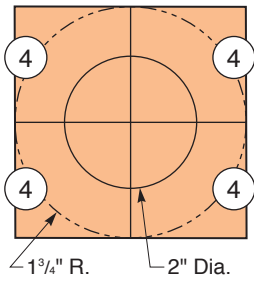
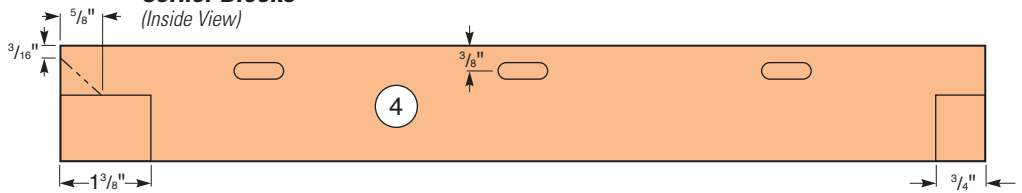


**Corner Blocks**  
(End View)



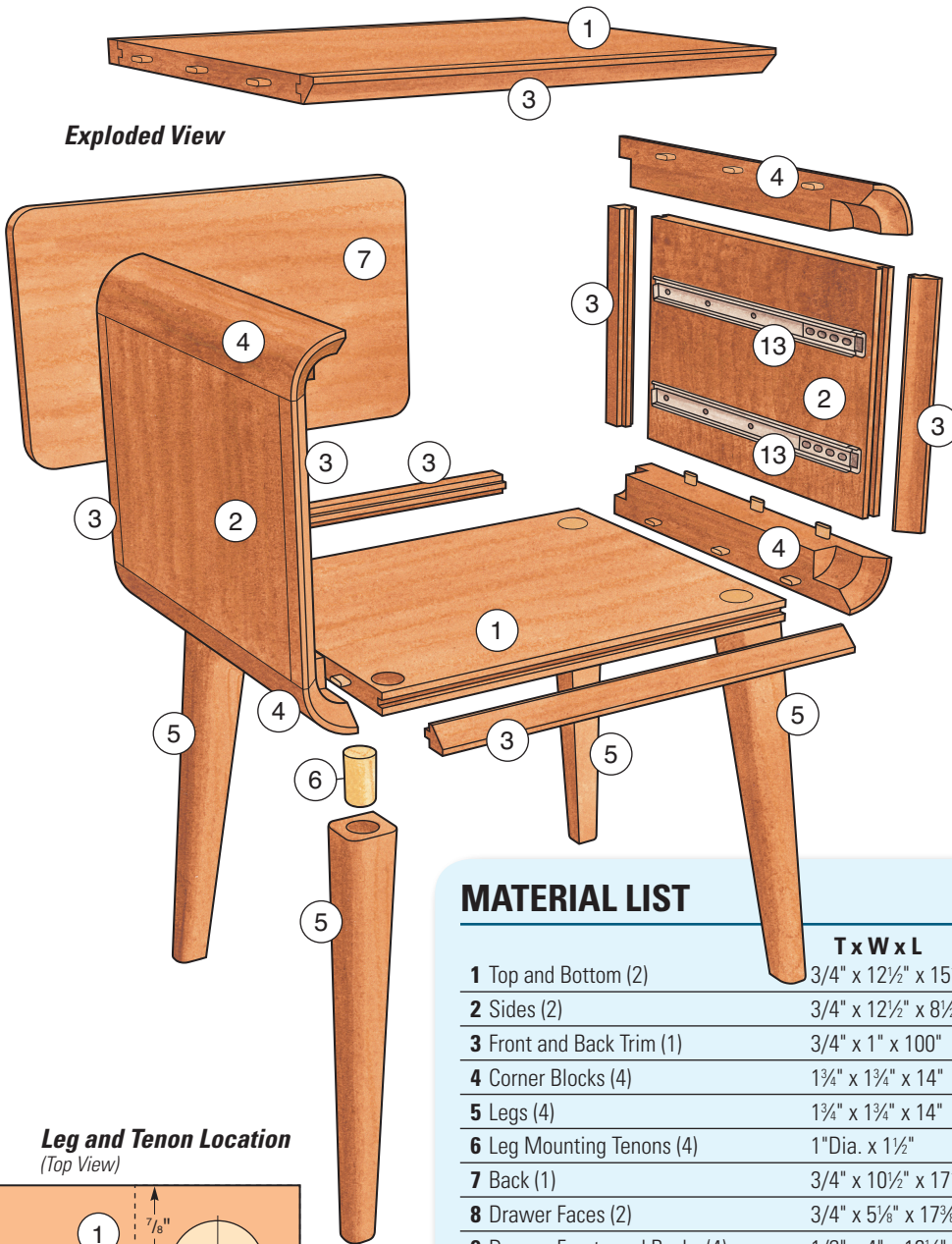
**Corner Blocks**  
(Inside View)



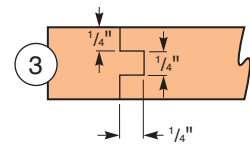
The four corner blocks have a single front boring drilled into their end grain. This recess allows the drawer faces to be housed within their radii.

A 3/4"-deep boring into the rear end of the four corner blocks accommodates the back panel.

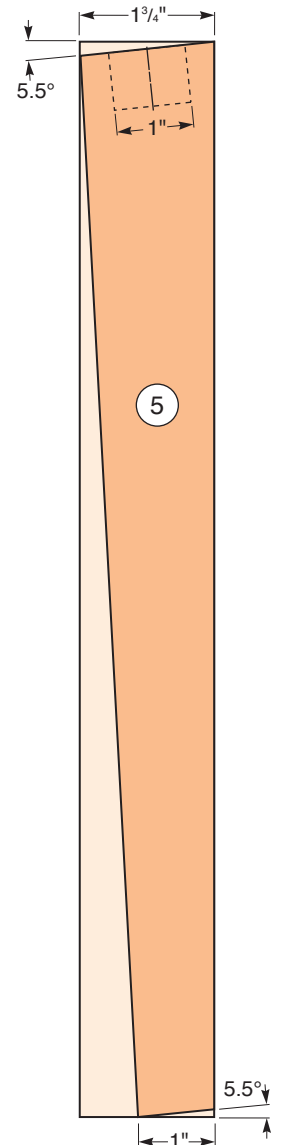
**Exploded View**



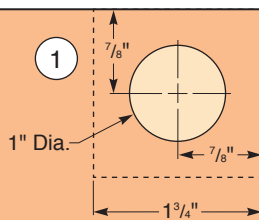
**Trim Detail**  
(Front View)



**Leg**  
(Side View)



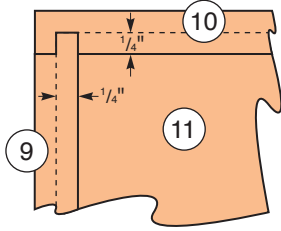
**Leg and Tenon Location**  
(Top View)



**MATERIAL LIST**

	<b>T x W x L</b>
<b>1</b> Top and Bottom (2)	3/4" x 12 1/2" x 15 1/2"
<b>2</b> Sides (2)	3/4" x 12 1/2" x 8 1/2"
<b>3</b> Front and Back Trim (1)	3/4" x 1" x 100"
<b>4</b> Corner Blocks (4)	1 3/4" x 1 3/4" x 14"
<b>5</b> Legs (4)	1 3/4" x 1 3/4" x 14"
<b>6</b> Leg Mounting Tenons (4)	1" Dia. x 1 1/2"
<b>7</b> Back (1)	3/4" x 10 1/2" x 17 1/2"
<b>8</b> Drawer Faces (2)	3/4" x 5 1/8" x 17 3/8"
<b>9</b> Drawer Fronts and Backs (4)	1/2" x 4" x 16 1/8"
<b>10</b> Drawer Sides (4)	1/2" x 4" x 11 3/4"
<b>11</b> Drawer Bottoms (2)	1/4" x 11 1/4" x 16 1/8"
<b>12</b> Drawer Pulls (2)	3/16" long, Chrome
<b>13</b> Drawer Slides (2 pr.)	12" Full-extension

**Drawer Joinery Detail**  
(Top View)



**Exploded View**

