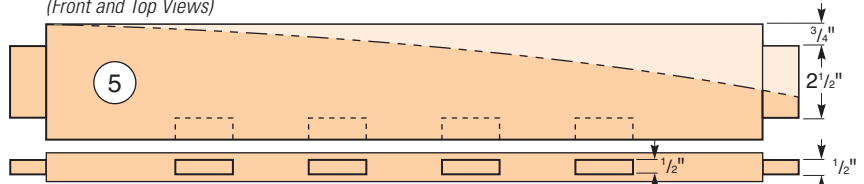
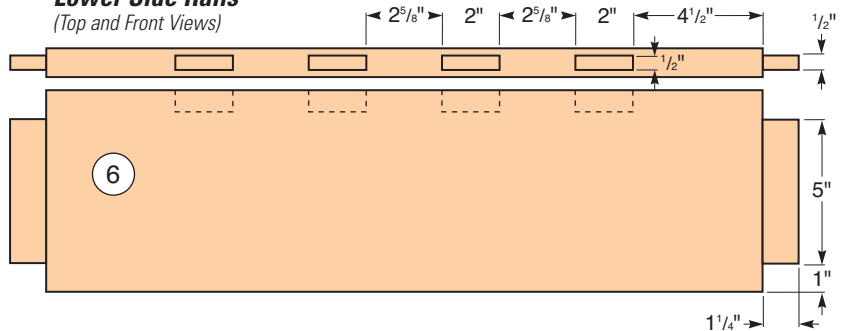


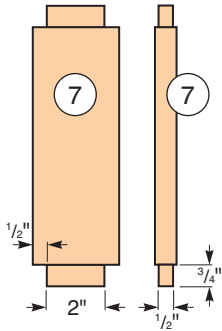
**Upper Side Rails**  
(Front and Top Views)



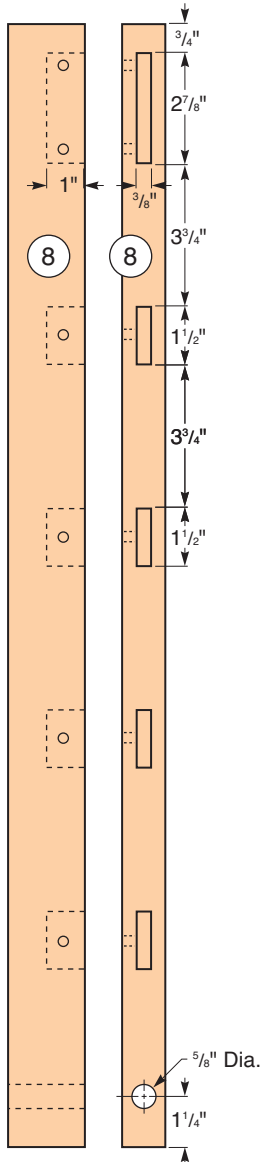
**Lower Side Rails**  
(Top and Front Views)



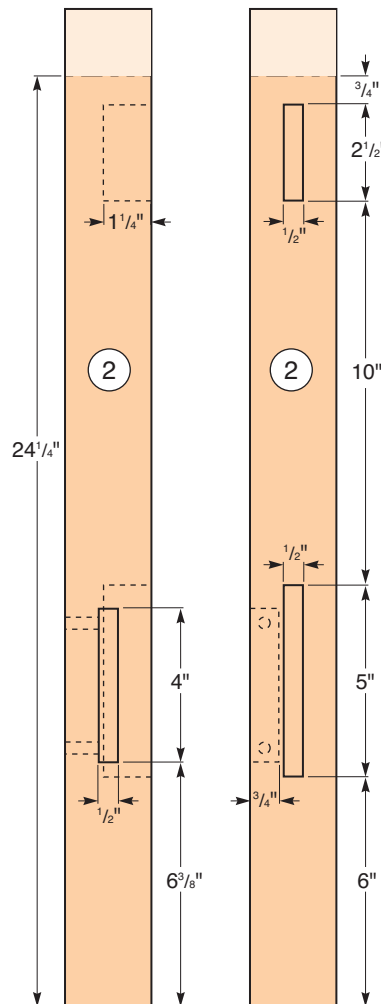
**Side Slats**  
(Front and Side Views)



**Back Support Sides**  
(Front and Inside Views)

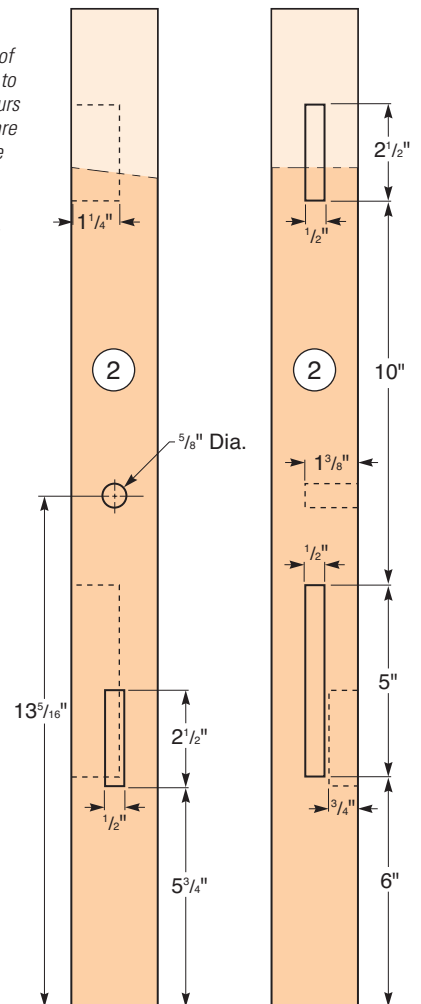


**Front Left Leg**  
(Inside and Back Views)



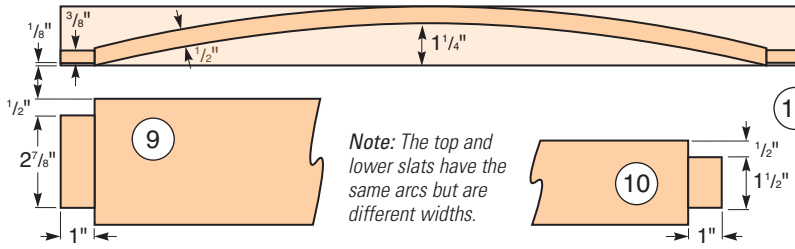
**Rear Left Leg**  
(Inside and Front Views)

Note: The tops of the legs are cut to length. This occurs after the sides are bent together and the arms have been bent to serve as tracing patterns.

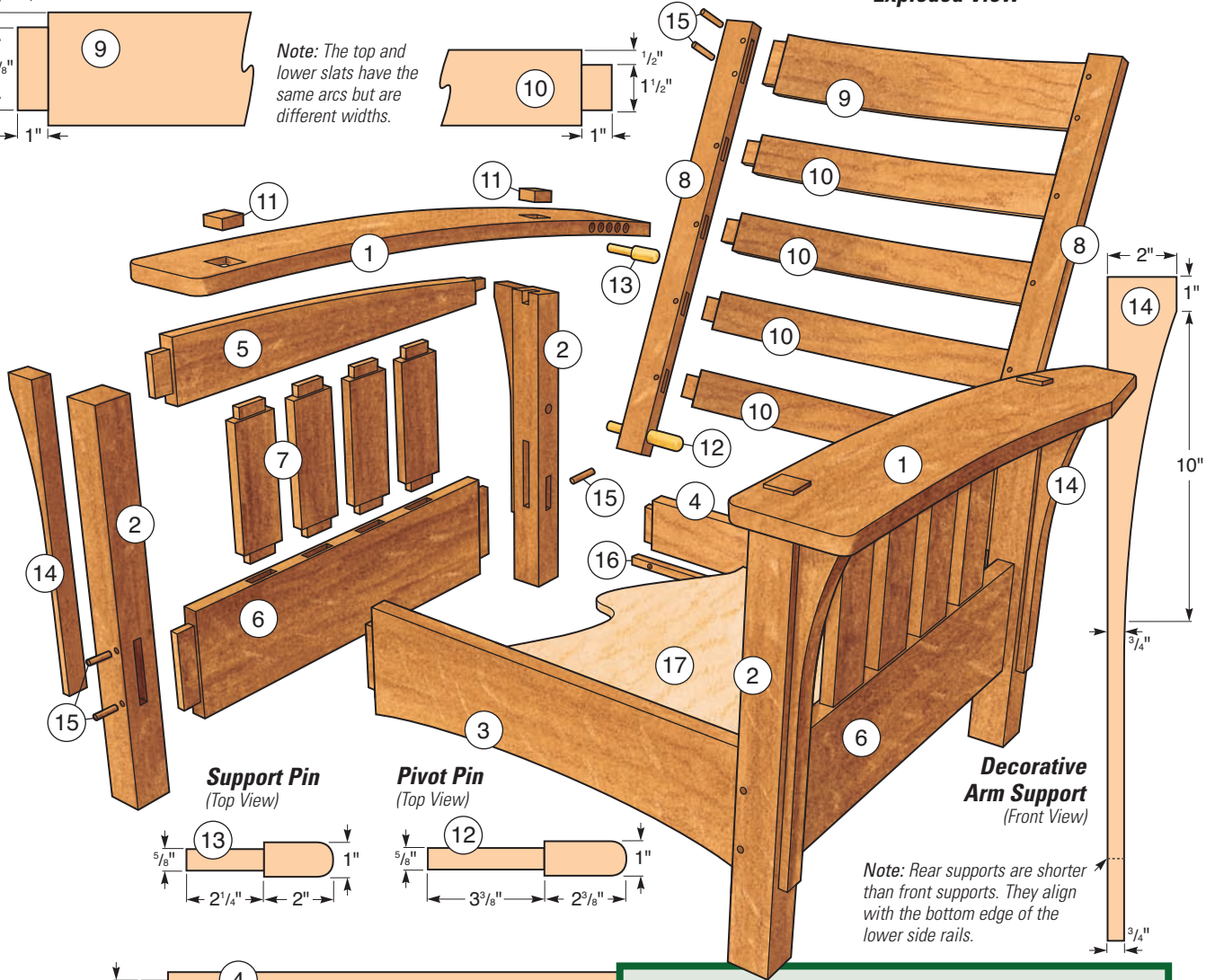


## Top and Lower Back Slats

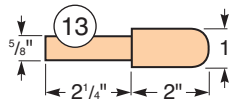
(Top and Front Views)



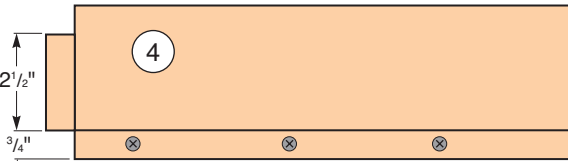
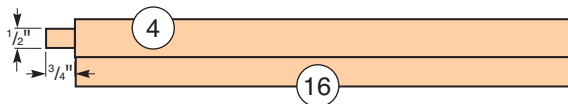
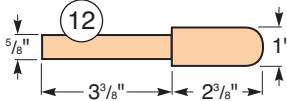
## Exploded View



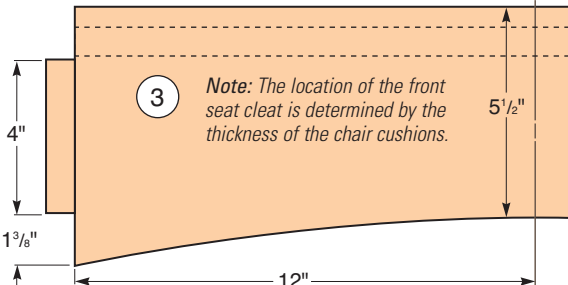
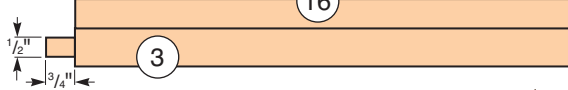
**Support Pin**  
(Top View)



**Pivot Pin**  
(Top View)



**Front and Rear Stretchers**  
(Top and Front Views)



## MATERIAL LIST

	T x W x L
1 Arms (2)	1" x 6" x 42"
2 Legs (4)	2 1/4" x 2 1/4" x 26"
3 Front Stretcher (1)	1" x 6 3/4" x 25 1/2"
4 Rear Stretcher (1)	1" x 4" x 25 1/2"
5 Upper Side Rails (2)	1" x 4" x 27 3/8"
6 Lower Side Rails (2)	1" x 7" x 27 3/8"
7 Side Slats (8)	3/4" x 3" x 9 3/4"
8 Back Support Sides (2)	1 1/8" x 2" x 29 1/4"
9 Back Top Slat (1)	1 3/4" x 3 3/8" x 22"
10 Lower Back Slats (4)	1 3/4" x 2 1/2" x 22"
11 Faux Tenons (4)	1 1/2" x 1 1/2" x 1"
12 Pivot Pins (2)	1" Dia. x 5 3/4"
13 Back Support Adjustment Pins (2)	1" Dia. x 4 1/4"
14 Decorative Arm Supports (4)	1 1/4" x 2" x 19 1/4"
15 Tenon Dowel Pins (18)	5/16" Dia. cut to fit
16 Seat Cleats (2)	5/8" x 3/4" x 24"
17 Seat Bottom (1)	3/4" Plywood