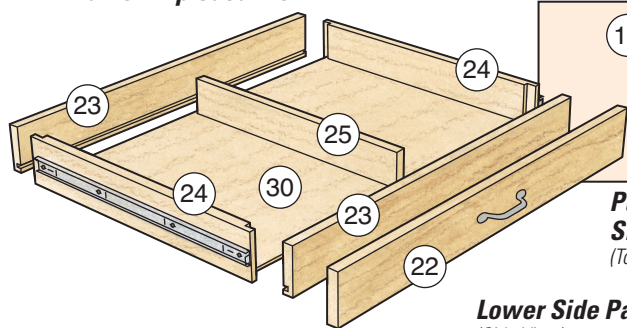
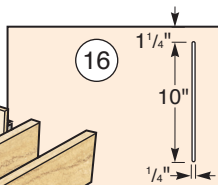


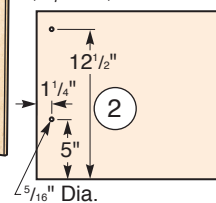
Drawer Exploded View




Pullout Support Slot Location
(Top View)



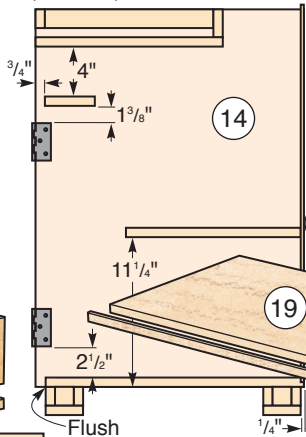
Mounting Holes
Upper Bottom
(Top View)



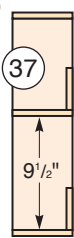
Lower Door and Cubby Exploded View



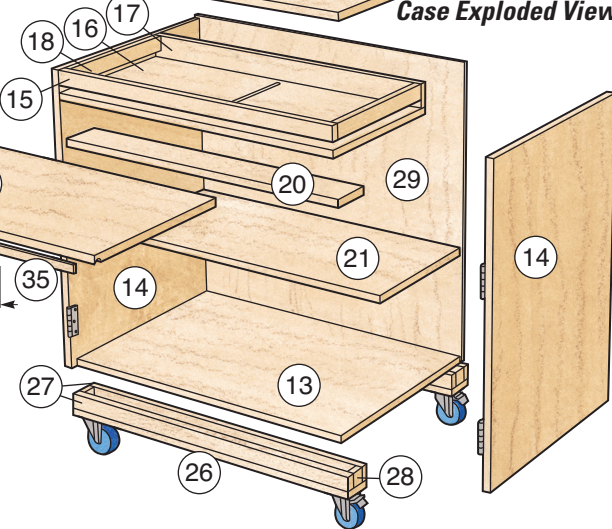
Lower Side Panel
(Side View)




Cubby Shelf Location
(Side View)



Case Exploded View



Upper Outer Door Exploded View



All six doors in this project are made with the same frame-and-panel construction. The author used Dominos for joining the styles and rails. The upper door pairs use a tandem hinge system to allow storage between them. Follow the installation instructions that come with the hinges.