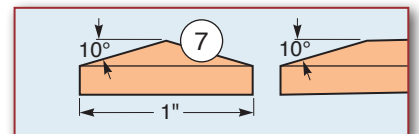


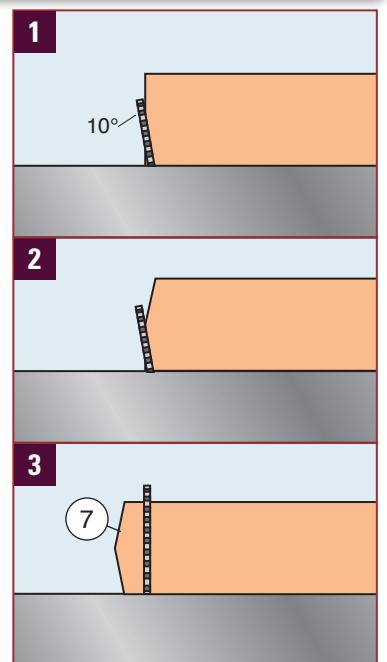
MATERIAL LIST

	T x W x L
1 Legs (4)	1" x 1 1/4" x 3 1/2"
2 Ends (2)	1/2" x 4" x 3"
3 Sides (2)	1/4" x 3" x 10"
4 Bottom (1)	1/4" x 3 3/4" x 9 1/2"
5 Lid (1)	1/2" x 6" x 13"
6 Lid Bottom (1)	1/4" x 3 1/16" x 9 7/16"
7 Lift (1)	5/16" x 1" x 7 1/2"
8 Lift Spacer (1)	1/8" x 3/8" x 5 1/2"

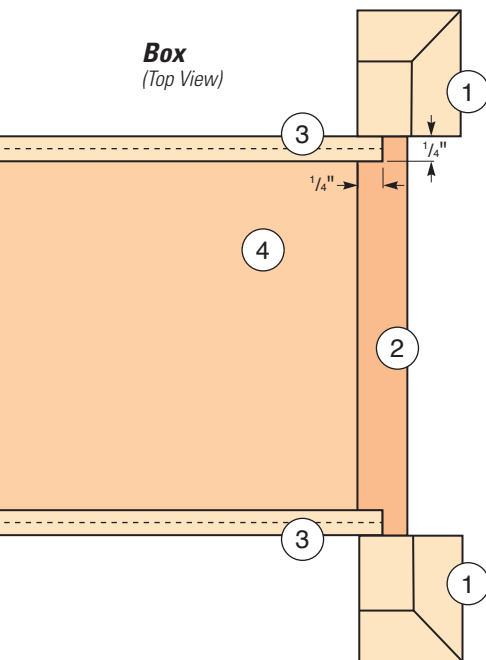
Making the Lift



When making the lift, use a wide board so the machining process will be safe. The small end bevels on the lift are formed by sanding.



Box (Top View)



Legs (Top, Front and Side Views)

