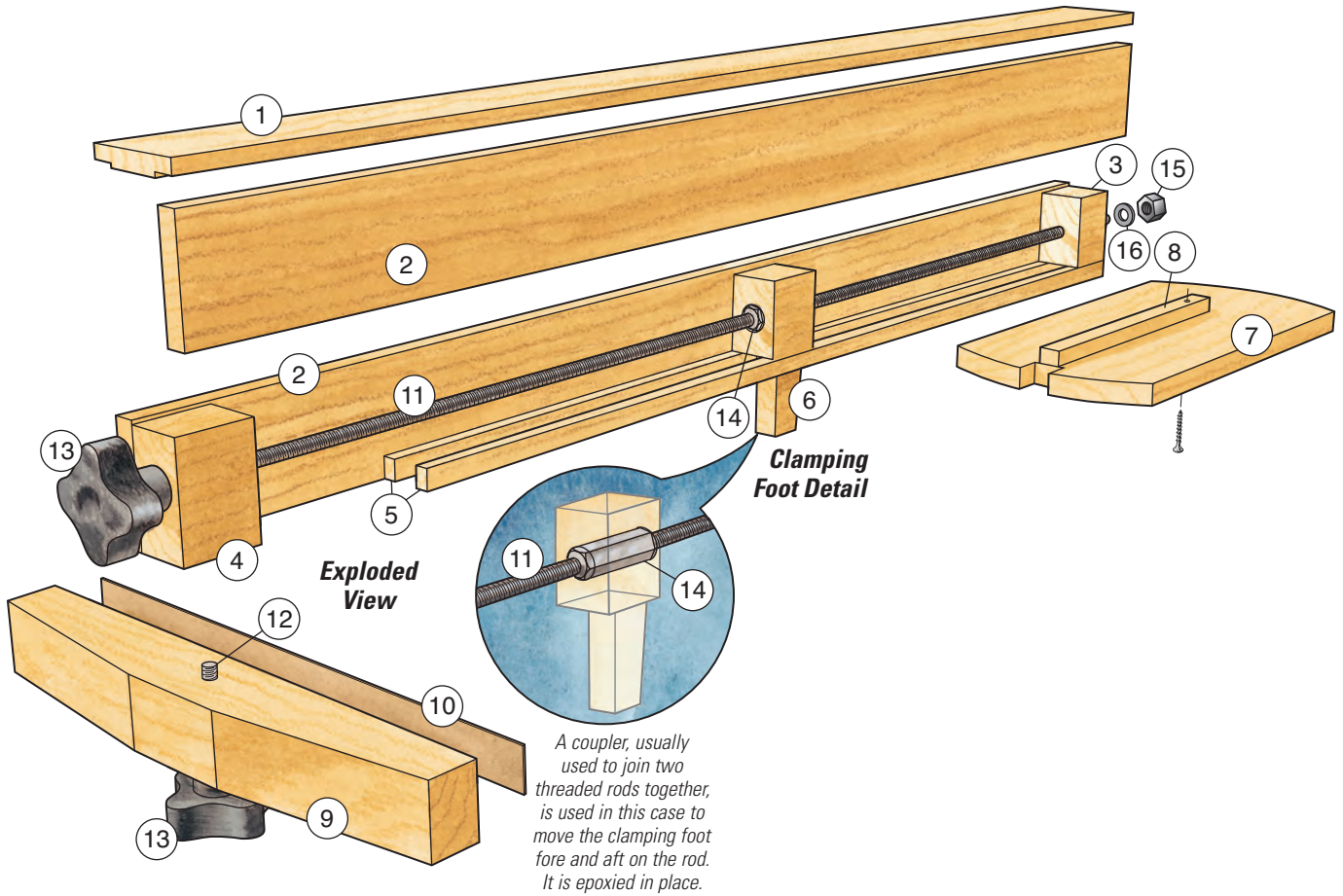


# Shop-Made Band Saw Fence

By Tom Flader

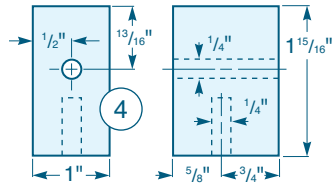


## MATERIAL LIST

	T x W x L
1 Top Cap (1)	3/8" x 1 1/4" x 25 5/8"
2 Side Panels (2)	3/8" x 2" x 25 5/8"
3 Back End Block (1)	1" x 1 1/8" x 1 9/16"
4 Front End Block (1)	1" x 1 3/8" x 1 15/16"
5 Inner Guides (2)	1/4" x 3/8" x 20 1/2"
6 Clamping Foot (1)	1" x 1 3/8" x 3 5/16"
7 Outfeed Support (1)	1/2" x 5 1/8" x 10 1/2"
8 Support Cleat (1)	1/2" x 3/8" x 7"
9 Front Stop (1)	1/4" x 1 3/8" x 10"
10 Sandpaper (1)	1/64" x 3/4" x 10"
11 Threaded Rod (1)	1/4" x 20 x 27 1/8"
12 Pivot Stud (1)	1/4" x 20 x 2 1/4"
13 Star Knobs (2)	1/4 x 20
14 Threaded Rod Coupler (1)	1/4 x 20 x 1 1/2"
15 Aviation Nut (1)	1/4 x 20
16 Washer (1)	1/4 x 20

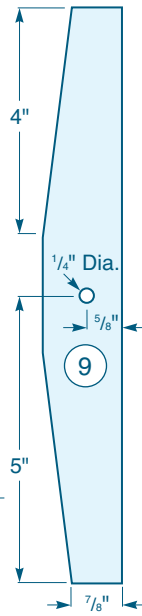
**Front End Block**

(Front and Side Views)



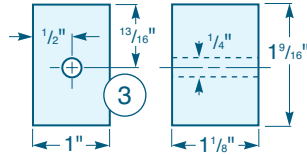
**Front Stop**

(Top View)



**Back End Block**

(Front and Side Views)



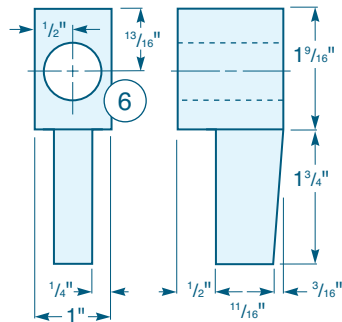
**Top Cap**

(End View)



**Sliding Stop Block**

(Front and Side Views)



The size of the hole bored for the coupler will be determined by the hardware.

**Outfeed Support**

(Top View)

