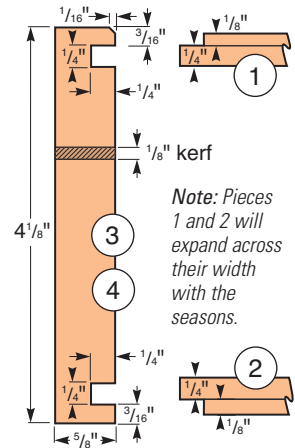
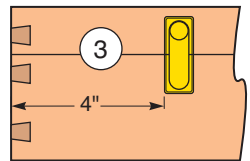


**Exploded View**

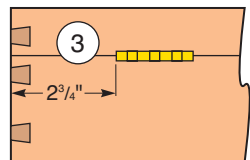
**Box Joinery Details**



**Catch Location**  
(Front View)



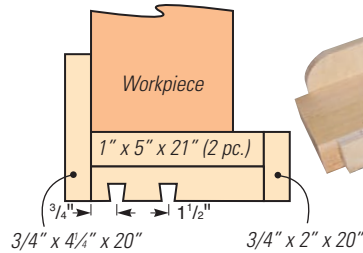
**Hinge Location**  
(Back View)



**MATERIAL LIST**

	<b>T x W x L</b>
<b>1</b> Top (1)	3/8" x 14 5/8" x 18"
<b>2</b> Bottom (1)	3/8" x 14 5/8" x 18"
<b>3</b> Front and Back (2)	5/8" x 4 1/8" x 18 3/4"
<b>4</b> Sides (2)	5/8" x 4 1/8" x 15 1/8"
<b>5</b> Keys (12)	3/4" x 1 1/2" x 20"
<b>6</b> Brass Hinges (2)	7/8" x 2"
<b>7</b> Brass Catches (2)	3/8" x 3/4" x 2"
<b>8</b> Tarnish-resistant Insert (1)	14" x 17 1/2"

**Dovetail Key Jig**



This jig is used with a 7° x 1/2" dovetail bit to create the dovetailed keyways. The bed is a laminate of two stacked pieces.