

MATERIAL LIST

Cabinet

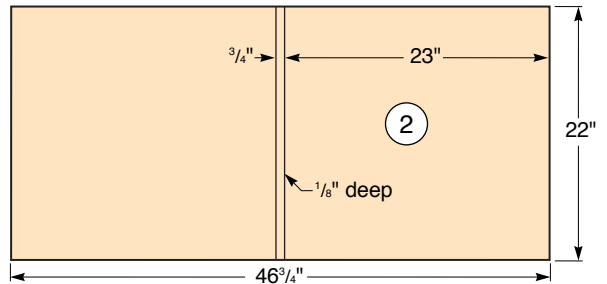
| | T x W x L |
|------------------------------|--------------------------|
| 1 Tops (2) | 3/4" x 22" x 52" |
| 2 Decks (2) | 3/4" x 22" x 46 3/4" |
| 3 Sides (4) | 3/4" x 22" x 33 1/4" |
| 4 Dividers (2) | 3/4" x 21" x 32 5/8" |
| 5 Cut Shelves (2) | 3/4" x 7 3/4" x 48" |
| 6 Cut Shelf Backs (2) | 3/4" x 6" x 48" |
| 7 Top Buildups (2) | 3/4" x 7" x 52" |
| 8 Back (1) | 1/2" x 47 1/4" x 32 1/2" |

Saw Tray

| | |
|----------------------------------|---------------------|
| 9 Saw Tray Shelf (1) | 3/4" x 12" x 24" |
| 10 Tray Front Support (1) | 3/4" x 2" x 24" |
| 11 Tray Side Supports (2) | 3/4" x 2" x 11 1/4" |
| 12 Tray Rear Support (1) | 3/4" x 2" x 22 1/2" |

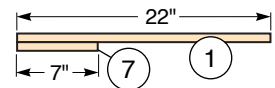
Deck

(Top View)



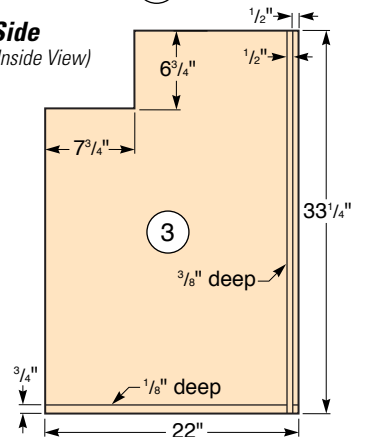
Top Buildup Assembly

(End View)



Side

(Inside View)



Plywood Sheets Cutting Diagrams

