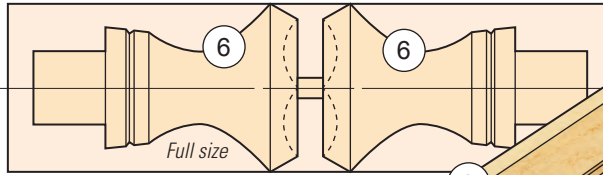


Knobs

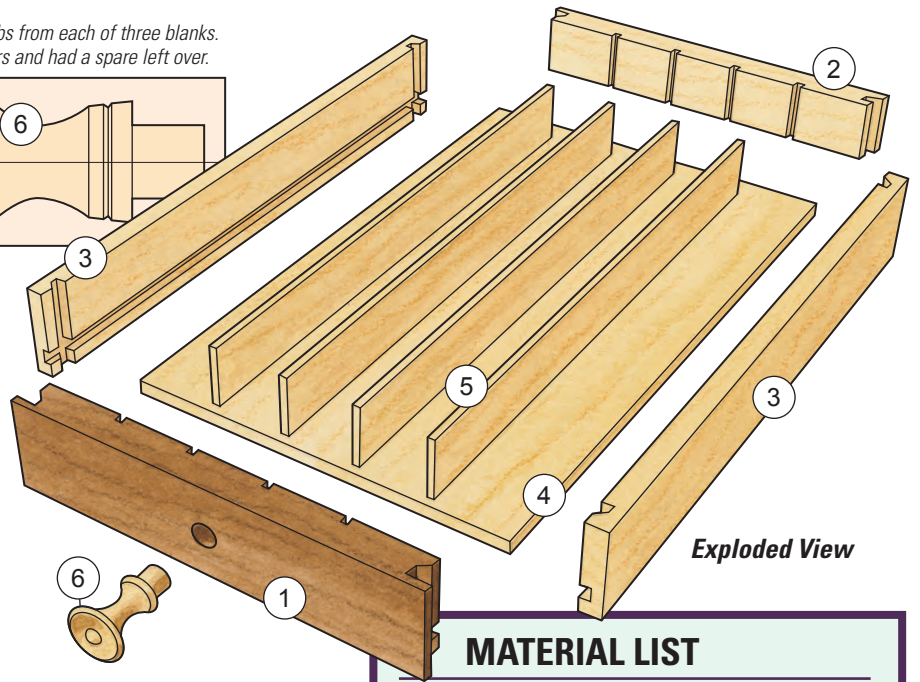
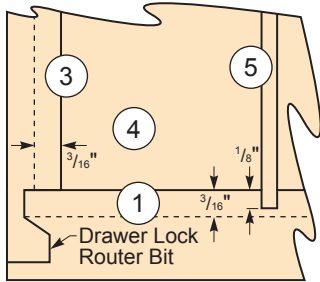
(Side View)

The author turned two knobs from each of three blanks. He used five for the drawers and had a spare left over.



Drawer Joinery

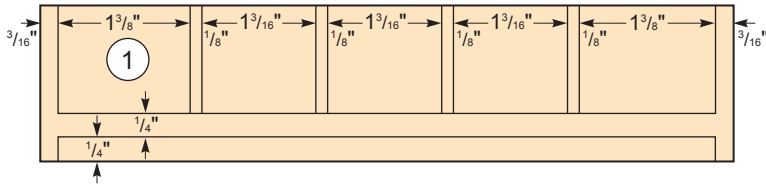
(Top View)



Exploded View

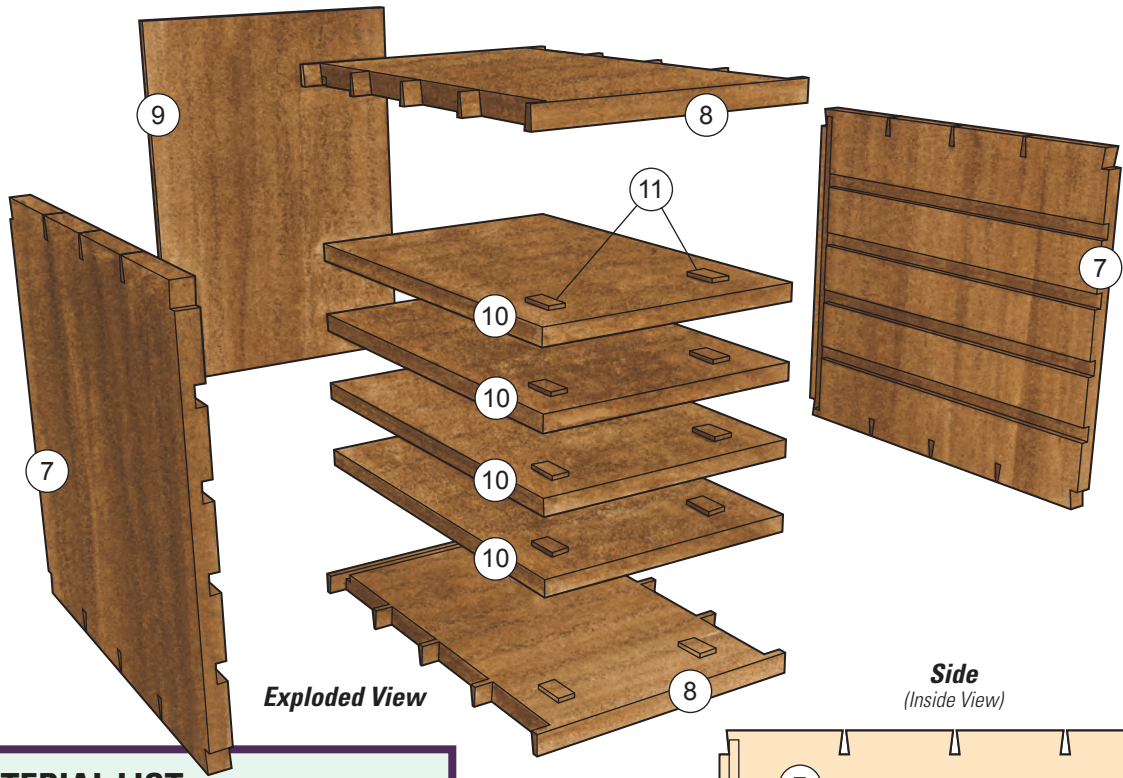
Drawer Front

(Inside View)



MATERIAL LIST

	T x W x L
1 Drawer Fronts (5)	5/8" x 1 5/8" x 7 7/32"
2 Drawer Backs (5)	5/8" x 1 1/16" x 7 7/32"
3 Drawer Sides (10)	3/8" x 1 5/8" x 11"
4 Drawer Bottoms (5)	1/4" x 6 13/16" x 11 1/8"
5 Drawer Dividers (20)	1/8" x 1 1/8" x 10 15/32"
6 Knob Blanks (3)	7/8" x 7/8" x 3 1/8"



Exploded View

Side
(Inside View)

MATERIAL LIST

	T x W x L
7 Sides (2)	5/8" x 12 1/4" x 11 1/2"
8 Top and Bottom (2)	5/8" x 12 1/4" x 8 5/8"
9 Back (1)	1/4" x 7 3/4" x 10 3/4"
10 Partitions (4)	1/2" x 11 3/4" x 7 3/4"
11 Drawer Stops (10)	1/8" x 1/2" x 1"

