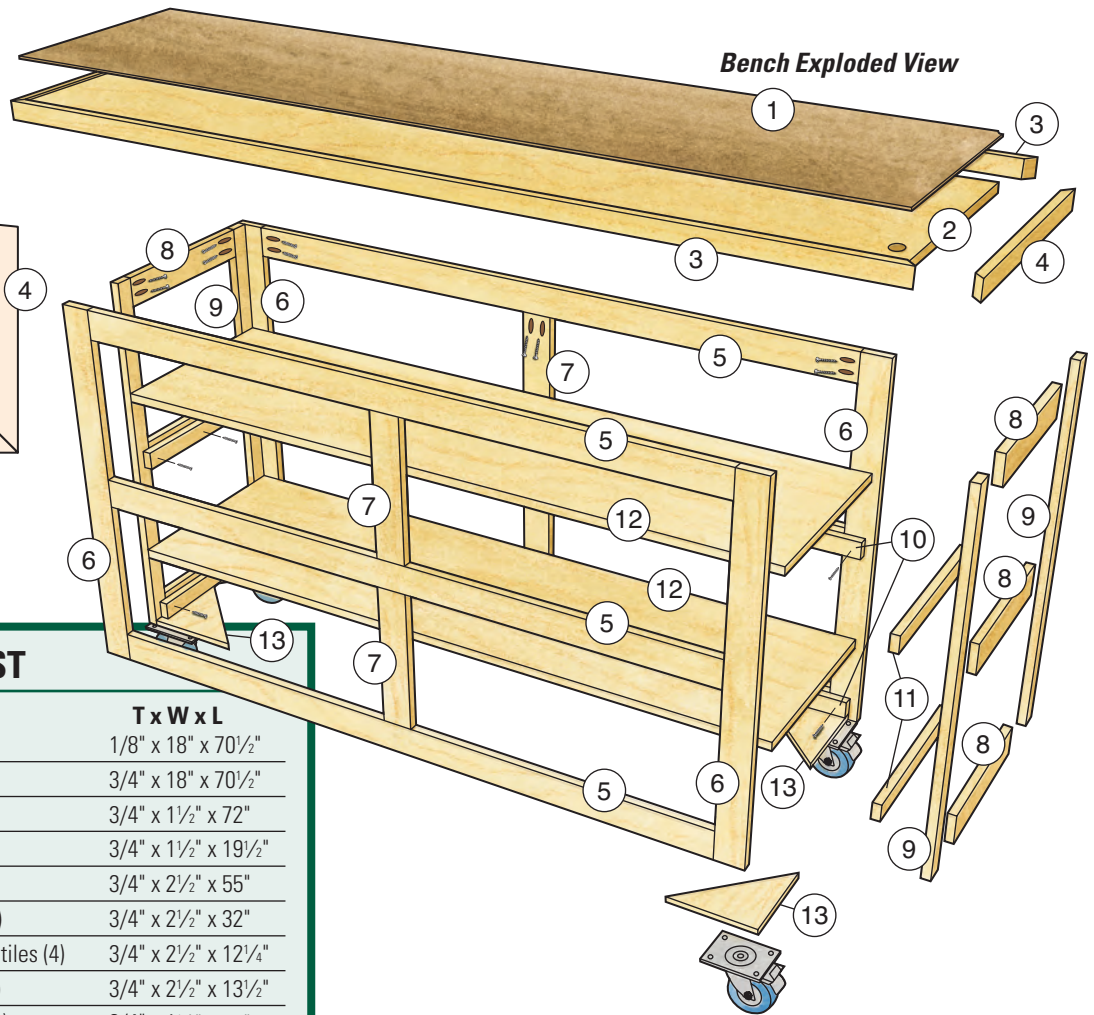
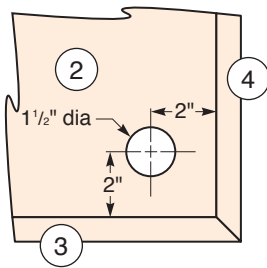


Bench Exploded View

Finger Hole Location (Top View)

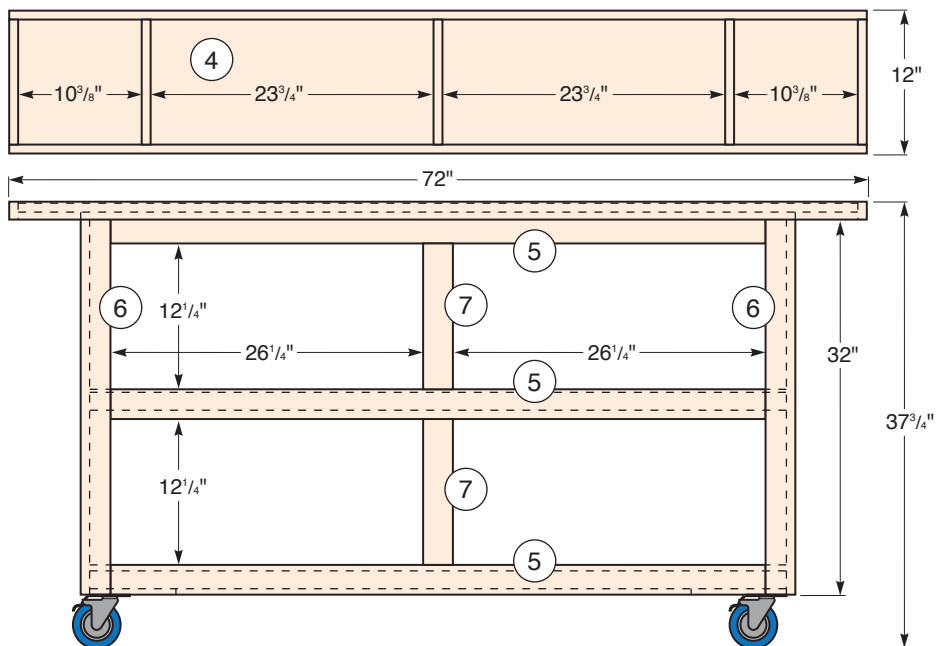


MATERIAL LIST

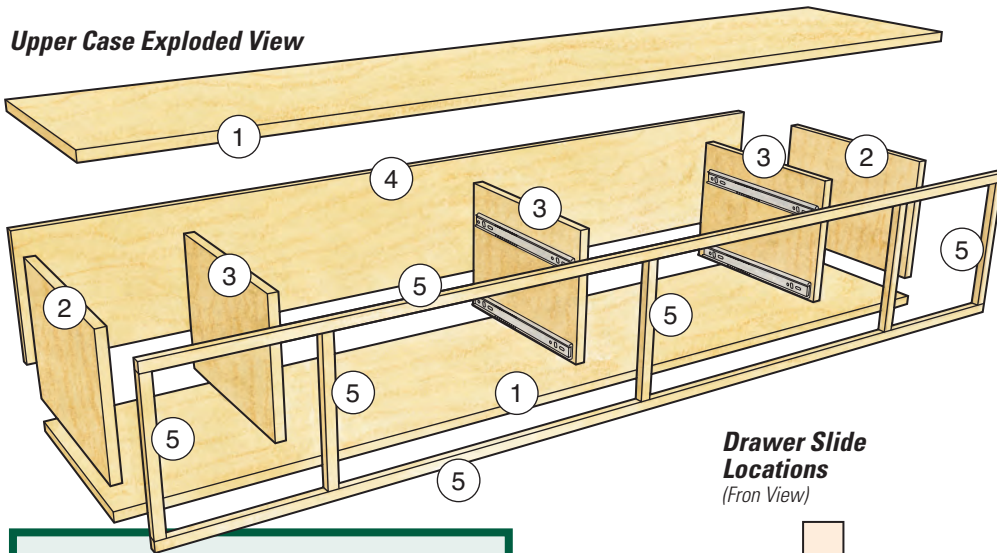
Work Bench

	T x W x L
1 Hardboard Top (1)	1/8" x 18" x 70 1/2"
2 Sub Top (1)	3/4" x 18" x 70 1/2"
3 Long Top Trim (2)	3/4" x 1 1/2" x 72"
4 Short Top Trim (2)	3/4" x 1 1/2" x 19 1/2"
5 Long Frame Rails (6)	3/4" x 2 1/2" x 55"
6 Long Frame Stiles (4)	3/4" x 2 1/2" x 32"
7 Long Frame Center Stiles (4)	3/4" x 2 1/2" x 12 1/4"
8 Short Frame Rails (6)	3/4" x 2 1/2" x 13 1/2"
9 Short Frame Stiles (4)	3/4" x 1 1/2" x 32"
10 Long Shelf Supports (4)	3/4" x 1 1/2" x 58 1/2"
11 Short Shelf Supports (4)	3/4" x 1 1/2" x 15"
12 Shelves (2)	1/2" x 16 1/2" x 58 1/2"
13 Caster Blocks (4)	1/2" x 8" x 8"

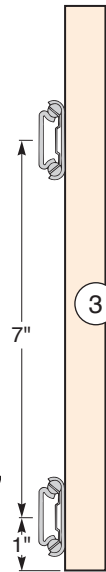
Cabinet and Bench Assembly (Front View)



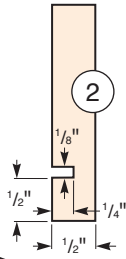
Upper Case Exploded View



Drawer Slide Locations
(Fron View)



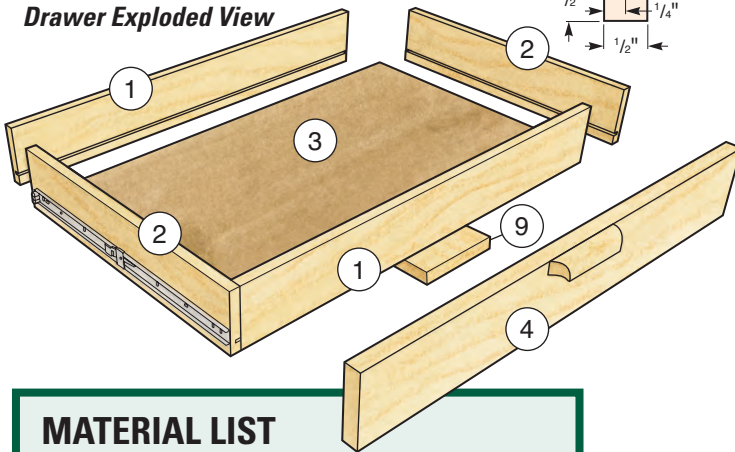
Drawer Bottom Groove
(End View)



MATERIAL LIST

Upper Case		T x W x L
1	Top, Bottom (2)	3/4" x 15" x 72"
2	Ends (2)	3/4" x 10 1/2" x 15"
3	Drawer Supports (3)	3/4" x 10 1/2" x 14 1/4"
4	Back (1)	3/4" x 10 1/2" x 70 1/2"
5	Face Frame (1)	5/8" x 3/4" x 200"

Drawer Exploded View



MATERIAL LIST

Drawers		T x W x L
1	Upper Drawer Fronts, Backs (4)	1/2" x 2 1/2" x 21 3/4"
2	Upper Drawer Sides (4)	1/2" x 2 1/2" x 14"
3	Upper Drawer Bottoms (2)	1/8" x 13 1/2" x 22 1/4"
4	Upper Drawer Faces (2)	3/4" x 3 1/2" x 23 1/2"
5	Lower Drawer Fronts, Backs (4)	1/2" x 5 1/2" x 21 3/4"
6	Lower Drawer Sides (4)	1/2" x 5 1/2" x 14"
7	Lower Drawer Bottoms (2)	1/8" x 13 1/2" x 22 1/4"
8	Lower Drawer Faces (2)	3/4" x 6 5/8" x 23 1/2"
9	Drawer Bottom Supports (4)	1/2" x 2 1/2" x 13"