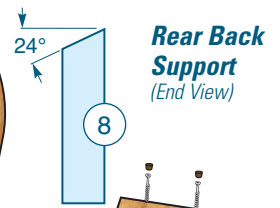
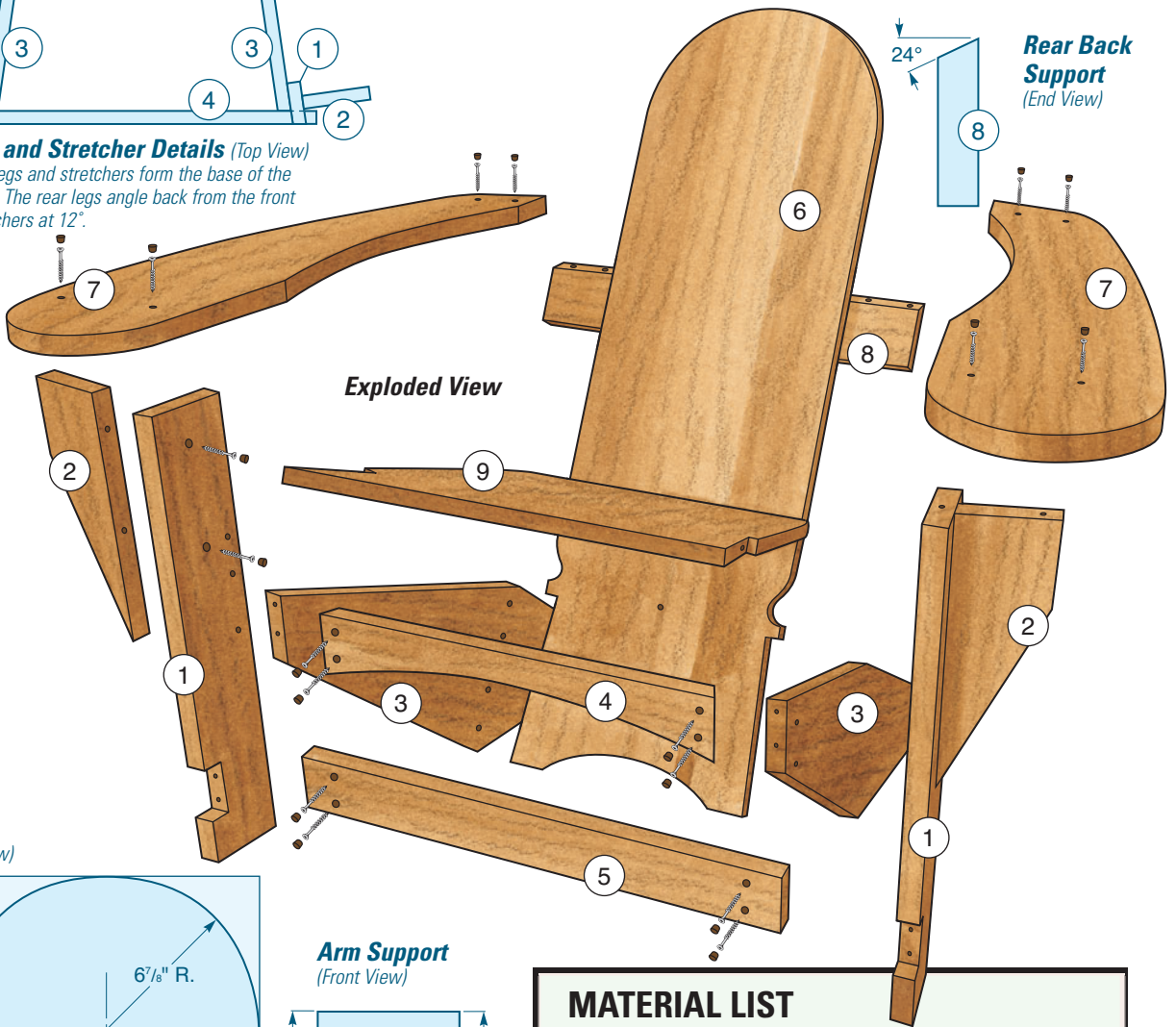


**Leg and Stretcher Details (Top View)**  
 The legs and stretchers form the base of the chair. The rear legs angle back from the front stretchers at 12°.



**Rear Back Support (End View)**



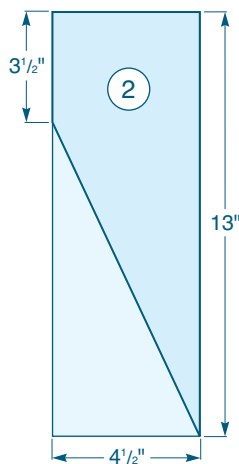
**Exploded View**

**Back (Front View)**



Use this drawing to create a template from 1/2" MDF.

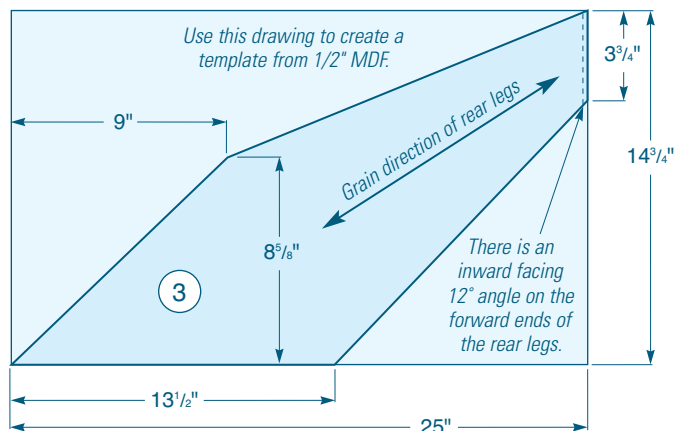
**Arm Support (Front View)**



**MATERIAL LIST**

	<b>T x W x L</b>
1 Front Legs (2)	7/8" x 3" x 24"
2 Arm Supports (2)	7/8" x 4 1/2" x 12 7/8"
3 Rear Legs (2)	7/8" x 14 3/4" x 25"
4 Curved Stretcher (1)	7/8" x 4 7/8" x 20 3/4"
5 Lower Stretcher (1)	7/8" x 3" x 24 1/2"
6 Back (1)	7/8" x 13 3/4" x 42"
7 Arms (2)	7/8" x 8 5/8" x 33 3/4"
8 Rear Back Support (1)	7/8" x 3 3/4" x 21 3/4"
9 Seat (1)	7/8" x 21 3/4" x 18 3/4"

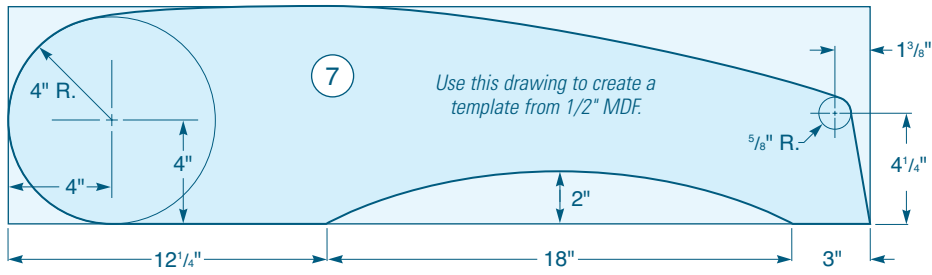
**Rear Leg (Front View)**



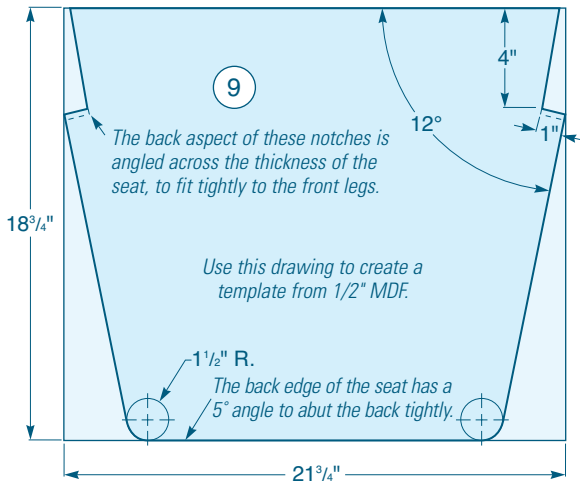
Use this drawing to create a template from 1/2" MDF.

Note: Additional elevations on page 49.

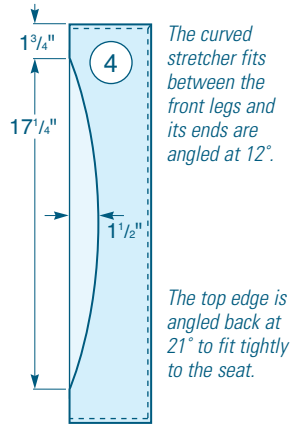
**Arm**  
(Top View)



**Seat**  
(Top View)



**Curved Stretcher**  
(Front View)



**Front Leg**  
(Top and Side Views)

