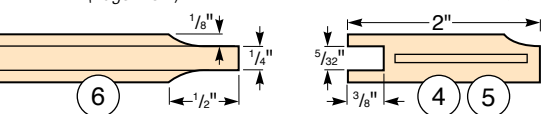
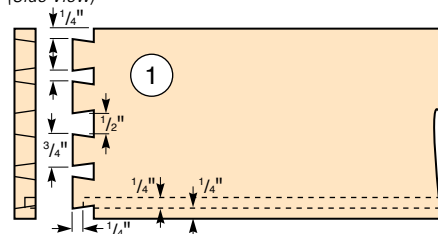


Lid Panel and Frame
(Edge View)



Dovetail Layout

(Side View)



Hinge Locations

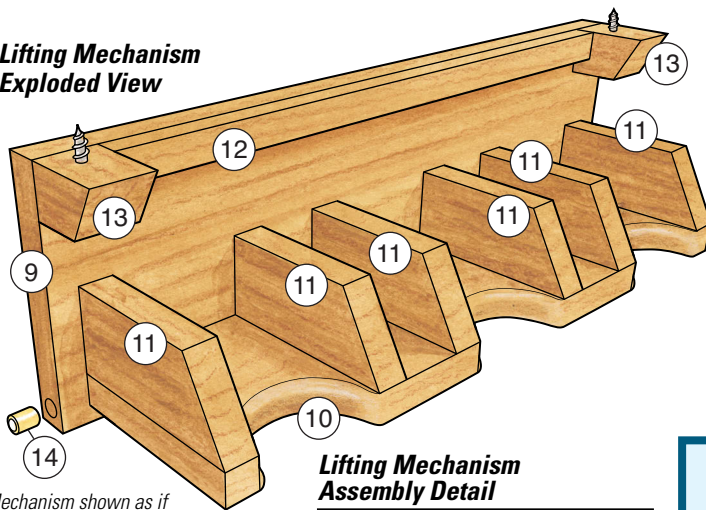
(Top View)



MATERIAL LIST (Box)

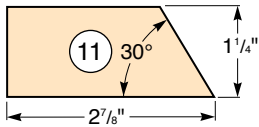
	T x W x L
1 Box Sides (2)	1/2" x 4 1/2" x 14 1/4"
2 Box Front and Back (2)	1/2" x 4 1/2" x 13"
3 Box Bottom (1)	1/4" x 12 3/8" x 13 5/8"
4 Lid Side Frames (2)	1/2" x 2" x 15"
5 Lid Front and Back Frames (2)	1/2" x 2" x 13 3/4"
6 Lid Panel (1)	1/2" x 10 3/8" x 11 5/8"
7 Hinges (3)	3/4" x 1"

Lifting Mechanism Exploded View

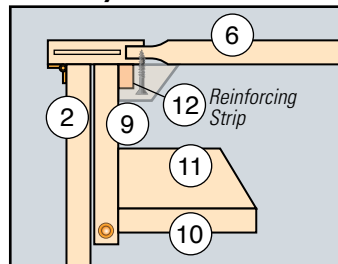


Mechanism shown as if
positioned in closed box

Lift Dividers (Front View)

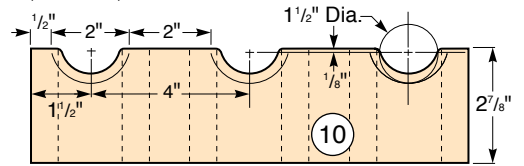


Lifting Mechanism Assembly Detail

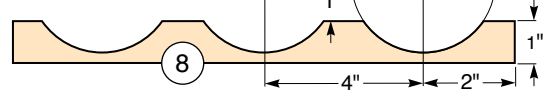


Note: The Reinforcing Strip is glued to both
the Rear Lid Frame and the Vertical Support.

Lifting Strip (Front View)



Bottom Rack (Front View)



MATERIAL LIST (Lifting Mechanism)

	T x W x L
8 Bottom Rack (1)	1/2" x 1" x 12"
9 Vertical Support (1)	1/2" x 3 3/4" x 11 7/8"
10 Lifting Strip (1)	1/2" x 2 7/8" x 11"
11 Lift Dividers (6)	1/2" x 1 1/4" x 2 7/8"
12 Reinforcing Strip (1)	1/2" x 5/16" x 10 5/8"
13 Mounting Blocks (2)	3/4" x 7/8" x 1 1/4"
14 Bullet Catches (2)	3/8"